

Storage Solutions

Office • Commercial • Institutional • Industrial • Educational



www.SanduskyLee.com





Opening the door to a greener future...

The decision to be “green” should not be taken lightly, so when Sandusky Lee revamped their Littlestown, Pennsylvania facility, it was decided to take a keen look towards the future. It became quite clear in order to not only sustain the company, but also the environment at large, the facility had to try and offset its carbon footprint and not be entirely reliant on the electrical grid. This decision has solidified Sandusky Lee’s dedication to be an industry leader and will prove to future generations what a company can environmentally achieve.



>> Chart House Energy and GeoSolar Energy Farm Inc. designed, procured, installed and commissioned this 400kW system (the wattage equivalency of powering 8,000 50-watt lightbulbs. for one hour).



>> 100% of the solar system was built with U.S.A. owned and manufactured components, creating American jobs.



>> It makes use of under-utilized space, with no continuous draw from MetEd. Additionally, any power that is not used can be sold back to the grid for public consumption.



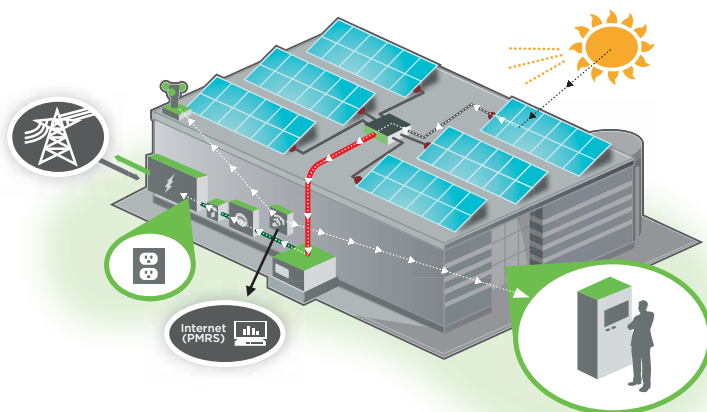
>> These panels function well in less than ideal solar conditions, providing power production in a wide variety of conditions including cloudy and rainy days, and even moonlight.



>> The power generated offsets 92% of the power used in the factory.



>> Assuming the average household uses 6,000 kWh/yr or the equivalent of 86 households of power, the carbon offset will be 12,682 Tons of CO₂ over the next 40 years.



HOW DOES IT WORK?

The 2,700+ solar panels (Photovoltaic Panels) create electrical current when exposed to sunlight, generating 518,000 kWh/yr or the equivalent of 86 homes. Over time, the rows of panels collectively achieve desired voltage and create as much power in a year as the facility uses. The generated electricity can then be used to power the facility or be sold back to the “grid” for general consumption.

TABLE OF CONTENTS

SANDUSKY LEE PRODUCTS

Bin Storage	34	Plastic Shelving	34
Bookcases		Shoe Racks	40
Mobile	12	Steel Shelving	35 – 37
Radius Edge.....	12	Wine Rack	41
Stationary.....	12	Wire Shelving.....	38 – 41
Booktrucks.....	18 – 19	Shopping Carts	42
Carts & Stands.....	26	Storage Cabinets	
Chairs		American Heritage Series Storage System	15
Chair Dolly	33	Classic Series Storage Cabinets	9
Folding Chairs	32	Clear View — See-Thru Storage Cabinets	8
Computer Security Cabinets	27	Elite Series Storage Cabinets	4 – 6
Computer / Monitor Workstation.....	28	Extra Heavy-Duty Storage	14
Cubby Storage Organizer.....	21	Fire Extinguisher Cabinets.....	31
Desks	24 – 25	Janitorial Supply Cabinet	16
File Cabinets		KD / SnapIt Series — Ready to Assemble	17
Flat Files.....	23	Pull-Out Tray Storage Cabinets	14
Hanging Files.....	23	Radius Edge Storage Cabinets.....	6
Lateral File Cabinets.....	22	Safety Cabinets	30
File Carts.....	18 – 19	Sliding Door Storage Cabinets	6
Hanging Files	23	Stainless Steel Storage	11
Kid’s Furniture	21	System Series Storage Cabinets.....	10
Laptop Security.....	29	Transport Mobile Storage Cabinets	7
Lockers	20	Value Line Series Storage Cabinets.....	16
Pallet Jack	33	Wall Cabinets.....	13
Pallet Rack Components	36	Tables	
Platform Trucks	33	Activity Tables	33
Plastic Storage		Folding Tables.....	32
Milk Crate	34	Tablet Security Carts	29
Storage Tower.....	34	Tool Boxes	14
Totes	34	Utility Carts	26
Shelving		Wagons.....	42 – 43
Garment Racks.....	41	Work Benches	14
Mobile Storage Rack	37		

SANDUSKY BUDDY PRODUCTS

Cash Boxes.....	48 – 49	Inter-Office Mailboxes	50
Clothing Care	61	Janitorial Products	62
Collection Boxes	50	Key Cabinets & Key Filing.....	46 – 47
Display Racks		Lobby Sign Holder.....	57
Display Racks	57	Organizers	
Eclipse Steel Literature Display Racks.....	56	Book Organizers	52
Steel Data Racks	58	Classic Desk Organizers	51
Steel Literature Display Racks.....	56	Mirage Desk Organizers.....	53
Time and Data Racks.....	55	Steel Organizers	52
Wall Pockets	59	Trio Desk Organizers.....	53
Wire Ware	60	Wire Mesh	54
File Card Storage Box.....	52	Safes.....	44 – 45

ELITE SERIES STORAGE CABINETS



Storage Cabinets with Recessed Handle

Heavy gauge steel, contract quality, meets ANSI/BIFMA shelf standards, 200 lbs. capacity per shelf evenly distributed (46" 230 lbs.). Four fully adjustable shelves on 2" centers, plus raised bottom shelf, contemporary three point recessed locking handle, three sets of hinges on each door. Five year limited warranty. Powder coat finish. Shipped assembled (+).

EA3R 242460-00 (NOT SHOWN)	24"W X 24"D X 60"H (SINGLE DOOR WITH THREE ADJUSTABLE SHELVES)
EA4R 361872-00	36"W X 18"D X 72"H
EA4R 361878-00	36"W X 18"D X 78"H
EA4R 362472-00	36"W X 24"D X 72"H
EA4R 362478-00	36"W X 24"D X 78"H
EA4R 462472-00	46"W X 24"D X 72"H
EA4R 462478-00	46"W X 24"D X 78"H



Storage Cabinets with 1 Swing Handle and 1 Dummy Handle

Heavy gauge steel, contract quality, meets ANSI/BIFMA shelf standards, 200 lbs. capacity per shelf evenly distributed (46" 230 lbs.). Four fully adjustable shelves on 2" centers, plus raised bottom shelf, contemporary three point swing locking handle, three sets of hinges on each door. Five year limited warranty. Powder coat finish. Shipped assembled (+).

EA42 361872-00	36"W X 18"D X 72"H
EA42 361878-00	36"W X 18"D X 78"H
EA42 362472-00	36"W X 24"D X 72"H
EA42 362478-00	36"W X 24"D X 78"H
EA42 462472-00	46"W X 24"D X 72"H
EA42 462478-00	46"W X 24"D X 78"H

• Handle requires some assembly.



Storage Cabinets with Keyless Electronic Handle

Heavy gauge welded steel construction, meets ANSI/BIFMA shelf standards, 200 lbs. capacity per shelf evenly distributed (46" 230 lbs.). Four adjustable shelves on 2" centers, plus raised bottom shelf. Three sets of hinges on each door. The cabinets are equipped with a keyless electronic coded locking system. The coded lock is available with two passwords, the administrator and the user. These can be changed to any combination of numbers, four for the user and six for the administrative password. The keypad also keeps a record of the day, date and time of when the cabinet is accessed, which can be displayed when the mechanism is idle. Emergency key included. Powder coat paint finish.

EA4E 361872-00	36"W X 18"D X 72"H
EA4E 362472-00	36"W X 24"D X 72"H
EA4E 462472-00	46"W X 24"D X 72"H
EA4E 462478-00	46"W X 24"D X 78"H

01 02 04 05 06 07 08 09 22 MG SPECIAL ORDER
COLORS AVAILABLE



ELITE SERIES STORAGE CABINETS

A. Desk Height Cabinets

with adjustable shelf

Heavy gauge steel, contract quality, meets ANSI/BIFMA shelf standards, 200 lbs. capacity per shelf evenly distributed. One fully adjustable shelf plus raised bottom shelf. EA11 361830-00 has three point locking handle. EA11 182430-00 has cam locking handle. Powder coat finish. Shipped assembled (*).

EA11	182430-00	18"W X 24"D X 30"H
EA11	361830-00	36"W X 18"D X 30"H




B. Counter Height Cabinets

with adjustable shelves

Heavy gauge steel, contract quality, meets ANSI/BIFMA shelf standards, 200 lbs. capacity per shelf evenly distributed (46" 230 lbs.). Two fully adjustable shelves plus raised bottom shelf. Contemporary three point recessed locking handle. Five year limited warranty. Powder coat finish. Shipped assembled (*).

EA2R	361842-00	36"W X 18"D X 42"H
EA2R	362442-00	36"W X 24"D X 42"H
EA2R	462442-00	46"W X 24"D X 42"H

C.



D. Combination Cabinets

with adjustable shelves

Combination cabinet interior includes a full width top shelf, three adjustable side shelves, and a garment rod. Contemporary three point recessed locking handle. Powder coat finish. Interior requires assembly (*).

EACR	361872-00	36"W X 18"D X 72"H
EACR	361878-00	36"W X 18"D X 78"H
EACR	362472-00	36"W X 24"D X 72"H
EACR	362478-00	36"W X 24"D X 78"H
EACR	462472-00	46"W X 24"D X 72"H



Available with 1 swing handle and 1 dummy handle, replace "R" with "2" in stock number.

E. Wardrobe Cabinets

with adjustable shelf

Wardrobe cabinet interior includes a full shelf and garment rod. Contemporary three point recessed locking handle. Powder coat finish. Interior requires assembly (*).

EAWR	362472-00	36"W X 24"D X 72"H
EAWR	362478-00	36"W X 24"D X 78"H
EAWR	462472-00	46"W X 24"D X 72"H

* Handle requires some assembly.



ELITE SERIES RADIUS EDGE



Radius Profile



Radius Profile

Radius Edge Storage

Heavy 22 gauge, welded steel construction. Contract quality, meets ANSI/BIFMA shelf standards, 200 lbs. capacity per shelf evenly distributed. One center fixed shelf and three fully adjustable shelves on 2" centers plus raised bottom shelf. Contemporary push button door handle with keys. Leg levelers allow adjustments for uneven flooring. Three sets of hinges on each door. Powder coat finish. Shipped assembled.

ER4P 361872-00	36"W X 18"D X 72"H
ER4P 362472-00	36"W X 24"D X 72"H

02 05 07 09

Radius Edge Clear View Storage

Durable acrylic doors provide full visibility of contents. Center fixed shelf and three fully adjustable shelves on 2" centers plus raised bottom shelf. Contemporary push button handle with keys. Leg levelers. Meets/exceeds ANSI/BIFMA shelf standards, 200 lbs. capacity per shelf evenly distributed. Powder coat finish. Shipped assembled.

ER4V 361872-00	36"W X 18"D X 72"H
ER4V 362472-00	36"W X 24"D X 72"H



ELITE SERIES SLIDING DOOR STORAGE



Sliding Door Storage Cabinets

Convenient, space-saving sliding door cabinets with locking doors. Fully adjustable shelves adjust on 1" centers plus raised bottom shelf, 200 lbs. capacity per shelf evenly distributed (46" 230 lbs.). Welded steel construction. Powder coat finish. Shipped assembled.

BA1S	361829-00	36"W X 18"D X 29"H
BA2S	361842-00	36"W X 18"D X 42"H
BA4S	361872-00	36"W X 18"D X 72"H

Sliding Door Clear View Storage Cabinets

Durable acrylic doors provide full visibility of contents. Convenient, space-saving sliding door cabinets with locking doors. Fully adjustable shelves adjust on 1" centers plus raised bottom shelf, 200 lbs. capacity per shelf evenly distributed (46" 230 lbs.). Welded steel construction. Powder coat finish. Shipped assembled.

BV4S	361872-00	36"W X 18"D X 72"H
------	-----------	--------------------

F.O.B. California and Tennessee - sliding doors only.

01 02 04 05 06 07 08 09 22 MG SPECIAL ORDER COLORS AVAILABLE



Mobile Storage For Material Handling, Schools - Commercial - Industrial

Heavy gauge steel (20/22 gauge). Welded steel construction. 230 lbs. capacity per shelf evenly distributed. Powder coat finish. Shipped assembled (*). Optional side handle available. Heavy duty caster base. Three Point Locking System on all double door cabinets, Cam Lock on Single doors.

A. Transport Mobile Storage with 4 adjustable shelves

B.	TA3R	242460-00*	24"W X 24"D X 66"H
	TA4R	302466-00	30"W X 24"D X 72"H
	TA3R	362460-00*	36"W X 24"D X 66"H
	TA4R	362472-00	36"W X 24"D X 78"H
	TA3R	462460-00*	46"W X 24"D X 66"H
	TA4R	462472-00	46"W X 24"D X 78"H

* Three adjustable shelves.

Height includes 6" for casters.



C. Transport Mobile Wardrobe with wardrobe bar

Full width adjustable shelf with wardrobe bar.

TAWR	362472-00	36"W X 24"D X 78"H
TAWR	462472-00	46"W X 24"D X 78"H

Height includes 6" for casters.



D. Transport Mobile Combination with sectioned interior

Full top shelf and three adjustable side shelves, plus bottom. Open section has wardrobe bar. Interior requires assembly (*).

TACR	362460-00*	36"W X 24"D X 66"H
TACR	362472-00	36"W X 24"D X 78"H

* No top shelf.

Height includes 6" for casters.

E. Transport Work Height Storage with adjustable shelves

Large capacity, two adjustable shelves plus bottom shelf.

TA2R	462442-00	46"W X 24"D X 48"H
------	-----------	--------------------

Height includes 6" for casters.



F. Transport Work Height Storage with adjustable shelves

Fully adjustable shelf plus bottom shelf. Swing handle with cam lock on single door model; three point lock on double door model (not shown).

TA11	182430-00	18"W X 24"D X 36"H
TA11	361830-00	36"W X 18"D X 36"H
TA11	362430-00	36"W X 24"D X 36"H
TA21	362442-00	36"W X 24"D X 48"H

Height includes 6" for casters.

G. Side Handle For Transports

Attaches to either side using bolts/nuts provided. Additional backer support plate attaches to the inside for maximum support. Holes must be drilled in cabinet to attach handle. Order to match your cabinet color.

TSH-00	23"W X 4½"D X 5"H
--------	-------------------



01 02 04 05 06 07 08 09 22 MG SPECIAL ORDER COLORS AVAILABLE



ELITE SERIES SEE-THRU



A



B



C



D



E



F



Expanded Metal Front

A. Clear View Storage Cabinet

Durable acrylic doors provide full visibility of contents. Fully adjustable shelves on 2" centers plus raised bottom shelf. Three point door locking system. Meets ANSI/BIFMA shelf standards, 200 lbs. capacity per shelf evenly distributed (46" 230 lbs.). Powder coat finish. Shipped assembled (+).

CA4V	361272-00	36"W X 12"D X 72"H
CA4V	361872-00	36"W X 18"D X 72"H
CA4V	362472-00	36"W X 24"D X 72"H
EA4V	362478-00	36"W X 24"D X 78"H
EA4V	461872-00	46"W X 18"D X 72"H
EA4V	462472-00	46"W X 24"D X 72"H
EA4V	462478-00	46"W X 24"D X 78"H

B. Clear View Counter Height Cabinet

Durable acrylic doors provide full visibility of contents. Fully adjustable shelves on 2" centers plus raised bottom shelf. Three point door locking system. Meets ANSI/BIFMA shelf standards, 200 lbs. capacity per shelf evenly distributed (46" 230 lbs.). Powder coat finish. Shipped assembled (+).

CA2V	361842-00	36"W X 18"D X 42"H
CA2V	362442-00	36"W X 24"D X 42"H
EA2V	462442-00	46"W X 24"D X 42"H

C. Transport Mobile Clear View Cabinet

Durable acrylic doors provide full visibility of contents. Fully adjustable shelves on 2" centers plus raised bottom shelf. Three point door locking system. Meets ANSI/BIFMA shelf standards, 200 lbs. capacity per shelf evenly distributed (46" 230 lbs.). Heavy-duty caster base. Powder coat finish. Shipped assembled (+).

TA4V	361872-00	36"W X 18"D X 78"H
TA4V	362472-00	36"W X 24"D X 78"H
TA4V	462472-00	46"W X 24"D X 78"H

Height includes 6" for casters.

D. Transport Mobile Clear View Counter Height

Durable acrylic doors provide full visibility of contents. Fully adjustable shelves on 2" centers plus raised bottom shelf. Three point door locking system. Meets ANSI/BIFMA shelf standards, 200 lbs. capacity per shelf evenly distributed (46" 230 lbs.). Heavy-duty caster base. Powder coat finish. Shipped assembled (+).

TA2V	361842-00	36"W X 18"D X 48"H
TA2V	362442-00	36"W X 24"D X 48"H
TA2V	462442-00	46"W X 24"D X 48"H

Height includes 6" for casters.

E. Expanded Metal Front Stationary Cabinet

See-thru, ventilated, heavy gauge expanded metal front doors. Doors are 22 gauge. Four fully adjustable shelves on 2" centers, plus raised bottom shelf. Three point door locking system. Meets ANSI/BIFMA shelf standards, 200 lbs. capacity per shelf evenly distributed (46" 230 lbs.). Powder coat finish. Shipped assembled (+).

CA4M	362472-00	36"W X 24"D X 72"H
EA4M	462472-00	46"W X 24"D X 72"H

F. Expanded Metal Front Transport Mobile Cabinet

See-thru, ventilated, heavy gauge expanded metal front doors. Doors are 22 gauge. Four fully adjustable shelves on 2" centers, plus raised bottom shelf. Three point door locking system. Meets ANSI/BIFMA shelf standards, 200 lbs. capacity per shelf evenly distributed (46" 230 lbs.). Shipped assembled (handles/lock require some assembly). Optional side handle available for ease in navigating. Height includes 6" for casters. Powder coat finish.

TA4M	362472-00	36"W X 24"D X 78"H
TA4M	462472-00	46"W X 24"D X 78"H

Height includes 6" for casters.



SPECIAL ORDER
COLORS AVAILABLE

+ Handle/lock require some assembly.



CLASSIC SERIES STORAGE

A. Storage Cabinets

with adjustable shelves

Four fully adjustable shelves on 2" centers, plus raised bottom shelf, three point door lock system, three sets of hinges per door. Meets ANSI/BIFMA shelf standards, 180 lbs. capacity per shelf evenly distributed. Welded steel construction. Powder coat finish. Shipped assembled (*).

CA41	361872-00	36"W X 18"D X 72"H
CA41	361878-00	36"W X 18"D X 78"H
CA41	362472-00	36"W X 24"D X 72"H
CA41	362478-00	36"W X 24"D X 78"H

B. Counter Height Cabinet

with adjustable shelves

Two fully adjustable shelves on 2" centers, plus raised bottom shelf, three point door lock system. Meets ANSI/BIFMA shelf standards, 180 lbs. capacity per shelf evenly distributed. Welded steel construction. Powder coat finish. Shipped assembled (*).

CA21	361842-00	36"W X 18"D X 42"H
CA21	362442-00	36"W X 24"D X 42"H

C. Combination Cabinets

with adjustable shelves

Combination cabinet interior includes a full width top shelf, three adjustable side shelves, and a garment rod. Meets ANSI/BIFMA shelf standards, 180 lbs. capacity per shelf evenly distributed. Powder coat finish. Interior requires assembly (*).

CAC1	361872-00	36"W X 18"D X 72"H
CAC1	362472-00	36"W X 24"D X 72"H

NOTE: See accessories section of price list for combination kit only.

D. Wardrobe Cabinets

with adjustable shelf

Wardrobe cabinet interior includes a full width shelf and garment rod. Meets ANSI/BIFMA shelf standards, 180 lbs. capacity per shelf evenly distributed. Powder coat finish. Interior requires assembly (*).

CAW1	362472-00	36"W X 24"D X 72"H
CAW1	362478-00	36"W X 24"D X 78"H

NOTE: See accessories section of price list for wardrobe kit only.



* Handle and locks require some assembly.



SYSTEM SERIES



A



B

A. Single Door Wardrobe with file drawer

Full recessed pull, with cam lock. One adjustable shelf with wardrobe bar. Full suspension file drawer. Meets ANSI/BIFMA shelf standards, 200 lbs. capacity per shelf evenly distributed.

HAWF 171864-00	17"W X 18"D X 64"H
----------------	--------------------

B. Single Door Storage with file drawer

Full recessed pull, with cam lock. Three adjustable shelves. Full suspension file drawer. Meets ANSI/BIFMA shelf standards, 200 lbs. capacity per shelf evenly distributed.

HADF 171864-00	17"W X 18"D X 64"H
----------------	--------------------



C



D

C. Storage Cabinet with file drawer

Full recessed pull, with recessed push button handle. Two adjustable shelves and one center fixed shelf, plus bottom shelf. Full suspension file drawer. Meets ANSI/BIFMA shelf standards, 200 lbs. capacity per shelf evenly distributed.

HADF 301864-00	30"W X 18"D X 64"H
HFDF 301842-00*	30"W X 18"D X 42"H

* 1 Fixed Shelf

D. Double Door Storage with adjustable shelves

Full recessed pull, with recessed push button handle. Two adjustable shelves and one center fixed shelf, plus bottom shelf. Meets ANSI/BIFMA shelf standards, 200 lbs. capacity per shelf evenly distributed.

HF2F 301842-00*	30"W X 18"D X 42"H
HA3F 301864-00	30"W X 18"D X 64"H
HA3F 361864-00	36"W X 18"D X 64"H

* 2 Fixed Shelves



Push Button
Recessed Handle



E



E. Bookcases with File Drawer 18" depths

Full suspension locking file drawer holds letter or legal hanging files. Shelves adjust on 1" centers. Full width pull handle. Powder coat finish. Shipped assembled. Meets ANSI/BIFMA shelf standards, 200 lbs. capacity per shelf evenly distributed.

BD10 361842-00	one shelf and bottom shelf	36"W X 18"D X 42"H
BD30 361872-00	three shelves and bottom shelf	36"W X 18"D X 72"H

01 02 04 05 06 07 08 09 22 MG

SPECIAL ORDER
COLORS AVAILABLE



STAINLESS STEEL CABINETS

Stainless Steel Storage Cabinets

Constructed of heavy 18 gauge type 304 stainless steel. These cabinets resist acid, corrosion and rust. Ideal for food service, wash-down and cleanroom environments. Shelves adjust in 2" increments, 500 lbs. capacity per shelf. Stainless steel recessed paddle lock handle. Full piano hinges. Fully welded assembled cabinets.

SA1D	301230-XX	30"W X 12"D X 30"H	WALL CABINET WITH PADDLE LOCK
SA2D	361842-XX	36"W X 18"D X 42"H	CABINET WITH PADDLE LOCK
SA4D	361872-XX	36"W X 18"D X 72"H	CABINET WITH PADDLE LOCK
SA4D	362478-XX	36"W X 24"D X 78"H	CABINET WITH PADDLE LOCK
SA4D	482478-XX	48"W X 24"D X 78"H	CABINET WITH PADDLE LOCK
SA4V	361872-XX*	36"W X 18"D X 72"H	CLEAR VIEW CABINET WITH SWING HANDLE LOCK
SA4V	482478-XX*	48"W X 24"D X 78"H	CLEAR VIEW CABINET WITH SWING HANDLE LOCK



Paddle Lock



Leg Levelers



Steel Legs (Optional)
Use "L" after "XX" code

* Clear View Cabinet available with swing handle only


All products on this page F.O.B. Tennessee only.



(Shown With Optional Legs)



ELITE SERIES WELDED BOOKCASE



Leg Levelers



Radius Profile

Bookcases

12" and 18" depths

Fully adjustable shelves adjust on 1" centers plus raised bottom shelf. Welded steel construction. Shelf depth is 12 $\frac{1}{8}$ " on 13" deep series. Meets ANSI/BIFMA shelf standards, 200 lbs. capacity per shelf evenly distributed. Powder coat finish. Shipped assembled.

BA10 341230-00	one shelf and bottom shelf	34 $\frac{1}{2}$ "W X 12 $\frac{5}{8}$ "D X 30"H
BA20 341242-00	two shelves and bottom shelf	34 $\frac{1}{2}$ "W X 12 $\frac{5}{8}$ "D X 42"H
BA30 341252-00	three shelves and bottom shelf	34 $\frac{1}{2}$ "W X 12 $\frac{5}{8}$ "D X 52"H
BA30 341260-00	three shelves and bottom shelf	34 $\frac{1}{2}$ "W X 12 $\frac{5}{8}$ "D X 60"H
BA40 341272-00	four shelves and bottom shelf	34 $\frac{1}{2}$ "W X 12 $\frac{5}{8}$ "D X 72"H
BA50 341282-00	five shelves and bottom shelf	34 $\frac{1}{2}$ "W X 12 $\frac{5}{8}$ "D X 82"H

BA10 361830-00	one shelf and bottom shelf	36"W X 18"D X 30"H
BA20 361842-00	two shelves and bottom shelf	36"W X 18"D X 42"H
» BA20 461842-00	two shelves and bottom shelf	46"W X 18"D X 42"H
BA30 361852-00	three shelves and bottom shelf	36"W X 18"D X 52"H
BA40 361872-00	four shelves and bottom shelf	36"W X 18"D X 72"H
» BA40 461872-00	four shelves and bottom shelf	46"W X 18"D X 72"H
BA50 361884-00	five shelves and bottom shelf	36"W X 18"D X 84"H

» Extra Large Capacity

Mobile Bookcases

18" depths

Fully adjustable shelves adjust on 1" centers plus raised bottom shelf. Welded steel construction. Heavy-duty caster base, 2 locking. Shipped assembled except for casters.

BM10 361830-00	one shelf and bottom shelf	36"W X 18"D X 36"H
BM20 361842-00	two shelves and bottom shelf	36"W X 18"D X 48"H
BM30 361852-00	three shelves and bottom shelf	36"W X 18"D X 58"H
BM40 361872-00	four shelves and bottom shelf	36"W X 18"D X 78"H

Height includes 6" casters

Radius Edge Stationary Bookcases

Fully adjustable shelves adjust on 1" centers plus raised bottom shelf. Leg levelers. Welded steel construction. Powder coat finish. Shipped assembled.

BA1R 361830-00	one shelf and bottom shelf	36"W X 18"D X 30"H
BA2R 361842-00	two shelves and bottom shelf	36"W X 18"D X 42"H
BA3R 361852-00	three shelves and bottom shelf	36"W X 18"D X 52"H
BA4R 361872-00	four shelves and bottom shelf	36"W X 18"D X 72"H



WALL CABINETS

Clear View Wall Cabinet

Durable acrylic doors provide full visibility of contents. Fully adjustable shelf on 2" centers plus raised bottom shelf. Three point door locking system. Single door has a cam lock to the side. Meets ANSI/BIFMA shelf standards. Shipped assembled (+).

WA1V 161226-00*	16"W X 12"D X 26"H
WA1V 301226-00	30"W X 12"D X 26"H
WA2V 361230-00	36"W X 12"D X 30"H**

* Single door design

** 36"W has two shelves and two handles

♦ Handle requires some assembly.



Solid Door Wall Cabinet

Fully adjustable shelf on 2" centers plus raised bottom shelf. Three point door locking system. Single door has a cam lock to the side. Meets ANSI/BIFMA shelf standards. Shipped assembled (+).

WA11 181226-00*	18"W X 12"D X 26"H
WA11 301230-00	30"W X 12"D X 30"H
WA22 361230-00	36"W X 12"D X 30"H**

* Single door design

** 36"W has two shelves and two handles

♦ Handle requires some assembly.



Wall Cabinet, All Welded

w/Keyless Electronic Handle

Fully adjustable shelf on 2" centers plus raised bottom shelf. Keyless electronic coded lock system. Two passwords that can be changed. Keypad also keeps a record of day, date and time of cabinet access. Powder coat finish (ships assembled) .

WA1E301230-00	30"W X 12"D X 30"H
---------------	--------------------



01 02 04 05 06 07 08 09 22 MG SPECIAL ORDER COLORS AVAILABLE



PULL-OUT TRAY / EXTRA HEAVY-DUTY CABINETS



Pull-Out Tray Shelves

Convenient pull-out shelves on full extension ball-bearing slides. Tray design shelves (1 1/4" side/back lip, 5/8" front lip) hold 200 lbs. each and have a built-in interlock system to prevent more than one shelf from opening at a time to avoid tipping. Three point locking handle/keys secure the contents. Four leg levelers to keep cabinet level on uneven surface. Powder coat finish.

ET52362466-00LL 36"W X 24"D X 66"H

F.O.B. California and Pennsylvania only.



Extra Heavy-Duty Storage Cabinets

All welded 16 gauge steel construction. Superior strength and security. Paddle style handle with three point lock system with key lock (keys included). Four heavy 16 gauge shelves adjust on 2" centers and support 1,000 lbs. evenly dispersed. Strong steel legs raise the cabinet 7" off the floor. Full piano hinge. Powder coat finish.

XA4D361872-00L	36"W X 18"D X 79"H
XA4D362472-00L	36"W X 24"D X 79"H
XA4D461872-00L	46"W X 18"D X 79"H
XA4D462472-00L	46"W X 24"D X 79"H

F.O.B. Tennessee only.
Height includes 7" for legs.

01 02 04 05 06 07 08 09 22 MG SPECIAL ORDER COLORS AVAILABLE

02 05 06 07 09 SPECIAL ORDER COLORS AVAILABLE



MBI TOOL BOXES



A. 4-Drawer Tool Chest

All welded steel construction with powder coat finish. Full extension 50 lb. rated ball bearing drawer slides. Single lock secures lid and drawers, 2 keys included. Top storage compartment features gas struts to assist in opening and closing of lid. Full width aluminum pull handles. Two side handles for easy lifting.

MTC26-4S 26 1/16"W X 12 1/4"D X 24"H

B. 4-Drawer Mobile Tool Cabinet

All welded steel construction with powder coat finish. Full extension 75 lb. rated ball bearing drawer slides. Single lock secures lid and drawers, 2 keys included. Side handle for easier maneuvering; mounts on either side. Full width aluminum pull handles. Heavy duty 5" casters (2 swivel w/brakes) support up to 1,000 lb.

MMB27-4S 27"W X 18 1/4"D X 34 3/4"H

Tool Boxes

All welded steel construction with powder coat finish. Full extension 75 lb. rated ball bearing drawer slides on top and bottom drawers and 50 lb. rated on all other drawers. Single lock secures all drawers, 2 keys included. Side handle for easier maneuvering; mounts on either side. Durable solid wood worktop. Full width aluminum pull handles. Heavy duty 5" casters (2 swivel w/brakes) support up to 1,000 lb.

C.	MWC46-9BK	46 1/4"W X 18 1/4"D X 39 1/4"H	9 DRAWERS
	MWC52-9BK	52 1/4"W X 18 1/4"D X 39 1/4"H	9 DRAWERS
D.	MWC52-10S	52 1/4"W X 18 1/4"D X 39 1/4"H	10 DRAWERS

E. Bamboo Top, Adjustable Height Work Bench

Heavy Duty work bench with a 1.5" thick Bamboo Top with a 2000 lb. capacity. The bench adjusts from 28"H to 42"H. and leg levelers included. Equipped with a convenient 60"L x 4"W x 1.5"H tool tray that includes a versatile tablet stand that can also accommodate a phone. Handy 6 plug electric outlet can be located on front or sides. Requires assembly.

WB602436	60"W X 24"D X 36"H
WB722436	72"W X 24"D X 36"H
WB902436	90"W X 24"D X 36"H

F. Rubber Wood Top, Work Bench

WB6020-RW Heavy Duty steel frame and legs provide a strong foundation that won't slip. 300 lb capacity Rubber Wood top 66"x20".

WB6020-RW	66"W X 20"D X 38"H
-----------	--------------------

F.O.B. Illinois only.

AMERICAN HERITAGE SERIES STORAGE SYSTEM



American Heritage Series Storage System

Modular designed to custom configure any workspace. Durable all welded steel construction with radius front corners. Durable powder coat finish for lasting protection and beauty (3 color options). Easy-to-grab full length door pulls for easy opening and closing. Full length piano hinges to ensure door strength and rigidity. Cam lock with three point locking system to keep items secure. Heavy duty rounded legs with leveling guides to keep cabinets evenly leveled. 200 lb. capacity shelves; wall cabinet has 150 lb. capacity shelves. Cut-out access holes in back of cabinets allow cords through for charging tools and electronics when cabinet is locked and secure. Drawer fully extends on ball-bearing slides for smooth operation. Industrial shop tops are sealed and have a radius top and bottom front edge.

A.	AW1F301226*	30"W X 12"D X 26"H	WALL CABINET	1 ADJUSTABLE
B.	AADF301836*	30"W X 18"D X 36"H	BASE CABINET W/DRAWER	2 ADJUSTABLE
C.	AA2F301836*	30"W X 18"D X 36"H	BASE CABINET	1 ADJUSTABLE
D.	AA3F241872*	24"W X 18"D X 72"H	SINGLE DOOR CABINET	3 ADJUSTABLE
E.	AA3F361872*	36"W X 18"D X 72"H	DOUBLE DOOR STORAGE CABINET	1 FIXED/2 ADJUSTABLE
F.	AA3F462472*	46"W X 24"D X 72"H	JUMBO STORAGE CABINET	1 FIXED/2 ADJUSTABLE
	TP6018	60"W X 18"D X 1½"H	INDUSTRIAL SHOP WORK TOP	---
	TP9018	90"W X 18"D X 1½"H	INDUSTRIAL SHOP WORK TOP	---



Fully lockable for secure storage




Easy adjustable shelves



Heavy Duty adjustable legs



Full extension ball-bearing drawer slides



Cut-out hole for cord access



White Frame / Charcoal Doors
0222

Black Frame / Multi-Granite Doors
MG09

Black Frame / Black Doors
0909

* Specify color



A



B



C



D



E



F



VALUE LINE SERIES WITH FIXED SHELVES



A



B

A. Storage Cabinet with fixed shelves

Extra tall (72") and three fixed shelves allowing extra space between shelves for taller objects. Locking cam handle. Powder coat finish. Meets ANSI/BIFMA shelf standards, 150 lbs. capacity per shelf evenly distributed. Shipped assembled (♦).

VF31301872-00

30"W X 18"D X 72"H



C



D

B. Storage Cabinet with fixed shelves

Three fixed shelves. Cam locking handle. Powder coat finish. Meets ANSI/BIFMA shelf standards, 150 lbs. capacity per shelf evenly distributed. Shipped assembled (♦).

VF31301566-00

30"W X 15"D X 66"H

C. Storage Cabinet with fixed shelves

Four fixed shelves. Powder coat finish. Meets ANSI/BIFMA shelf standards, 150 lbs. capacity per shelf evenly distributed. Shipped assembled (♦).

VF41361872-00

36"W X 18"D X 72"H

D. Counter Height Cabinet with fixed shelves

Convenient counter height. Cam locking handles. Two fixed shelves, plus flat bottom shelf space, welded steel construction. Powder coat finish. Meets ANSI/BIFMA shelf standards, 150 lbs. capacity per shelf evenly distributed. Shipped assembled (♦).

VF21 361842-00

36"W X 18"D X 42"H

05 07 09

♦ Handle requires some assembly.



JANITORIAL SUPPLY



Janitorial Supply Cabinet

Three storage shelf spaces 20"W x 14"D x 12"H. Organize building maintenance and cleaning supplies. Storage for brooms, mops, vacuum cleaners, etc. Locking handle for increased safety and security. Powder coat finish. Shipped assembled (♦).

VFC1 301566-00

30"W X 15"D X 66"H

Three storage shelf spaces 20"W x 14"D x 12"H.

EFC1 362472-00

36"W X 24"D X 72"H

Three storage shelf spaces 20"W x 23"D x 17"H.

♦ Handle requires some assembly.

02 05 06 07 09 22



A. SnapIt™ Counter Height Cabinet with adjustable shelves

Easy snap-together design assembles in minutes. Three point locking system for security. Shelves adjust on 2" increments. Chrome locking handles with two keys.

RTA 7001-00	36"W X 18"D X 42"H
-------------	--------------------



B. SnapIt™ Storage Cabinet with adjustable shelves

Easy snap-together design assembles in minutes. Three point locking system for security. Shelves adjust on 2" increments. Chrome locking handles with two keys.

RTA 7000-00	36"W X 18"D X 72"H
-------------	--------------------

C. SnapIt™ Bookcases with adjustable shelves

Easy snap-together design assembles in minutes. 200-lbs. capacity shelves adjust in 2" increments.

BQ10 351330-00	one adjustable shelf and bottom shelf	34½"W X 13"D X 30"H
BQ20 351342-00	two adjustable shelves and bottom shelf	34½"W X 13"D X 42"H
BQ30 351352-00	three adjustable shelves and bottom shelf	34½"W X 13"D X 52"H
BQ40 351372-00	four adjustable shelves and bottom shelf	34½"W X 13"D X 72"H
BQ50 351384-00	five adjustable shelves and bottom shelf	34½"W X 13"D X 84"H

A

B



C

SnapIt™ Cabinet with Keyless Electronic Coded Lock

Boltless ready-to-assemble metal door cabinets just snap together. Shelves adjust on 2" increments and concealed door hinges swivel 270°. The cabinets are equipped with a keyless electronic coded locking system. The coded lock is available with two passwords, one for the administrator and one for the user. These can be changed to any combination of numbers, four for the user and six for the administrative password. The keypad also keeps a record for the day, date and time of when the cabinet is accessed, which can be displayed when the mechanism is idle. Exterior battery pack can be plugged into keypad and key included.

D. Storage Cabinet

KDE7236-00	36"W X 18"D X 72"H
KDE7824-00	36"W X 24"D X 78"H
KDE7848-00	48"W X 24"D X 78"H

E. Wall Cabinet

KDEW3012	30"W X 12"D X 30"H
----------	--------------------



D



E

F. SnapIt™ Lockers

Full Length

KDCL7212/1	12"W X 18"D X 72"H	SINGLE WIDTH LOCKER	2 REMOVABLE SHELVES 1 FIXED SHELF
KDCL7236/3	36"W X 18"D X 72"H	TRIPLE WIDTH LOCKER	2 REMOVABLE SHELVES 1 FIXED SHELF

Double Tier

KDCL7212/2	12"W X 18"D X 72"H	SINGLE WIDTH LOCKER	1 REMOVABLE SHELF 1 FIXED SHELF
KDCL7236/6	36"W X 18"D X 72"H	TRIPLE WIDTH LOCKER	1 REMOVABLE SHELF 1 FIXED SHELF



F



F.O.B. Illinois only.

FILE CARTS AND BOOKTRUCKS



A

A. Sloped Two Shelf Book Cart w/ Dividers

This 2 Shelf book cart has sloped shelves to prevent materials from sliding off, perfect for schools, libraries and offices. Has four 3" casters (two locking) to make transporting and shelving books a breeze.

5413	2 SHELF SLOPED CART	SILVER (-3), BLACK (-4), PLATINUM (-32)	29"W X 15"D X 27"H
------	---------------------	---	--------------------



B

B. Sloped Three Shelf Book Cart w/ Dividers

This 3 Shelf book cart has sloped shelves to prevent materials from sliding off, perfect for schools, libraries and offices! Each shelf has 2 dividers; 6 total. 12" Clearance between the shelves is enough room for almost any printed materials. Has four 4" casters to make transporting and shelving books a breeze. Shelf dimensions 23 $\frac{3}{4}$ "W x 9 $\frac{1}{2}$ "D.

5414	BOOK CART W/ DIVIDERS	SILVER (-3), PLATINUM (-32)	29"W X 15"D X 41 $\frac{1}{4}$ "H
------	-----------------------	-----------------------------	-----------------------------------



C

C. Additional Dividers for Medical File Folder Carts

Additional dividers for item #'s 5413, 5414, 5421, 5424, 5428 and 5429 are sold separately in packs of three to further customize the organization of your files, charts, etc.

5425	EXTRA DIVIDERS (3 PACK)	SILVER (-3), PLATINUM (-32)	$\frac{1}{2}$ "W X 8 $\frac{1}{2}$ "D X 6 $\frac{1}{4}$ "H
------	-------------------------	-----------------------------	--



D

Slant Shelf Medical File Carts

Standing at 27"H the Low Profile File Cart is a perfect height for fitting underneath most tabletops, counters or desks! A generous amount for letter or legal end tab files, charts, etc. 4 casters; 2 locking make for easy turning and smooth cornering. Both carts come with 2 moveable dividers. Additional dividers (#5425) are sold separately in packs of 3 to further customize the organization of your files, charts, etc. Weight capacity per shelf is 50 lbs. Some assembly required. 5421: Shelves measure 23 $\frac{3}{8}$ "W x 13 $\frac{3}{8}$ "D, 11" clearance between shelves. 5422: The shelves measure 29 $\frac{7}{8}$ "W x 13 $\frac{3}{8}$ "D, with 11" clearance between shelves. Some assembly required. 3" casters.



E

D.	5421-32	LOW PROFILE CART	25 $\frac{7}{8}$ "W X 16 $\frac{1}{8}$ "D X 27 $\frac{3}{4}$ "H
E.	5422-32	SLANT CART	31 $\frac{1}{8}$ "W X 16 $\frac{1}{8}$ "D X 30 $\frac{1}{4}$ "H

Medical File Folder Carts

3 and 4 Tier File Folder Carts offer a generous amount of shelf space for end tab files, charts, folders, etc. Units have four 3" rubber casters; 2 locking which make for easy turning and smooth cornering. The #5428 includes six moveable dividers; the #5429 includes eight moveable dividers; two per shelf. Shelves are angled 7 degrees to prevent folders from slipping out. Additional dividers (#5425) are sold separately in packs of three. Shelves measure: 24"W x 13 $\frac{1}{2}$ "D, clearance between shelves is 11". The cart is built for durability and daily use with 20 gauge steel shelves and 18 gauge steel legs. Shelf capacity is 50 lbs. Some assembly required. Can fit up to 11 dividers per shelf. #5429 ships via common carrier only.

F.	5428-32	3 TIER FILE FOLDER CART	26"W X 16"D X 38 $\frac{3}{4}$ "H
G.	5429-32	4 TIER FILE FOLDER CART	26"W X 16"D X 50 $\frac{3}{4}$ "H



F



G

F.O.B. Pennsylvania only.



FILE CARTS AND BOOKTRUCKS

These heavy-duty all welded steel booktrucks offer maximum strength to efficiently store and transport books, reference materials, binders, video tapes and much more to any location. Booktruck [A] features 3" chrome ball casters. Booktrucks [B] through [F] have perforated side panels and feature four industrial (200 lbs. rated) 5" swivel casters all with locking brake for safety and smooth rounded handles for a comfortable grip and easier control when moving. Sloped backs are 6" deep. Frames are 18 gauge and shelves are 20 gauge. Durable powder coat finish available in all color options.

A. Sloped-Shelf Booktruck

Features two sloped shelves and 3" black ball casters for easy movement. 13½" clearance between each shelf. Meets ANSI/BIFMA shelf standards, 160 lbs. capacity per shelf evenly distributed.

SR227-00*	27"W X 9½"D	29"W X 14"D X 25"H
-----------	-------------	--------------------

B. Single Sided Sloped-Shelf Booktruck

Features three sloped shelves with 12" clearance between each shelf. Available in three sizes.

SL33017-00*	16"W X 9½"D	18"W X 14"D X 46"H
SL327-00*	26"W X 9½"D	28"W X 14"D X 46"H
SL330-00	30"W X 9½"D	32"W X 14"D X 46"H

C. Double Sided Sloped-Shelf Booktruck

Offers more storage space featuring six sloped shelves with 12" clearance between each shelf.

SV336-00	36"W X 6¾"D	39"W X 19"D X 46"H
----------	-------------	--------------------

D. Flat-Shelf Booktruck

Features three flat shelves with 12" clearance between each shelf. Offers a large shelf clearance ideal for bulky items.

SF336-00	36"W X 17½"D	39"W X 19"D X 46"H
----------	--------------	--------------------

F.O.B. California and Pennsylvania only.



ENDURANCE HEAVY-DUTY WELDED FILE / BOOKTRUCKS

These extra heavy-duty utility/booktrucks deliver more strength and stability compared to standard models. Constructed of heavier 18 gauge steel to provide more strength and shelf capacity (200 lbs. each). Also includes a total of six heavy-duty 5" swivel casters (two locking) allowing for greater stability and performance. Ships fully assembled ready to use. Extended handle for easy steering, even when fully loaded. Durable powder coat finish available in five colors. Five-year warranty against manufacturer defects.

F. Double Sided Sloped-Shelf Booktruck

Double sided sloped-shelves for twice the storage capacity. The sloped shelves keep items from falling off during transit. Ideal for binders, books, supplies.

MCDS66-00	30"W X 6½"D	37¼"W X 16"D X 43¼"H
-----------	-------------	----------------------

G. Single Sided Sloped-Shelf with Dividers Booktruck

Single sided sloped-shelves with dividers ideal for keeping items sorted and organized. Includes six steel dividers. The sloped shelves keep items from falling off during transit. Ideal for binders, books, supplies.

MCSD36-00	30"W X 13¼"D	37¼"W X 16"D X 43¼"H
-----------	--------------	----------------------

Divider Kit provides extra dividers for item MCSD36. Kit includes three steel dividers. Black color only.

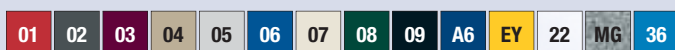
Model: ICTDIV88-09

H. Tray-Shelf Booktruck

Tray-style shelves with 2" lip keeps items from rolling off during transit. Ideal for a number of applications requiring transporting heavy items such as automotive parts/supplies, office equipment and supplies.

MCTS36-00	30"W X 16"D	37¼"W X 16"D X 43¼"H
-----------	-------------	----------------------

F.O.B. California and Pennsylvania only.



WWW.SANDUSKYLEE.COM



* Shipped UPS



FILE CARTS AND BOOKTRUCKS

WELDED LOCKERS



Single-Tier
24”H

Single-Tier
48”H

Single-Tier
66”H

Double-Tier

Triple-Tier

Five-Tier

Welded Steel Colored Lockers

These designer steel lockers are built to last and feature cool colors that kids and teens will love. Great for storing school supplies, books, backpacks, clothes, shoes, and much more. All lockers are Greenguard Certified. Durable welded steel construction with powder coat finish. Louvered vents on doors for proper air ventilation. Recessed handle with finger-lift latch; 5-tier has friction catch door pull with steel hasp; all lockers accommodate a padlock (not included). All lockers include a number plate for each door; additional number plate sets can be ordered. Single tier 48” and 66”H locker includes top shelf, two side hooks and center hook; single tier 24”H, double and triple tier lockers include two side hooks per opening. 24”H can be stacked on top of one another or single stacked on top of 48”H locker. Shipped assembled (except for handle, hooks, and number plate).



New Recessed
Handle



New Steel Hasp

SINGLE TIER LF1B151524-00	15”W X 15”D X 24”H	24” HIGH COMPARTMENT	2.7 UNIT CUBE	APPROX. UNIT WEIGHT 20 LBS.
SINGLE TIER LF1B151548-00	15”W X 15”D X 48”H	48” HIGH COMPARTMENT	5.0 UNIT CUBE	APPROX. UNIT WEIGHT 36 LBS.
SINGLE TIER LF1B151866-00	15”W X 18”D X 66”H	66” HIGH COMPARTMENT	10.3 UNIT CUBE	APPROX. UNIT WEIGHT 48 LBS.
DOUBLE TIER LF2B151866-00	15”W X 18”D X 66”H	30” HIGH COMPARTMENT	10.3 UNIT CUBE	APPROX. UNIT WEIGHT 55 LBS.
TRIPLE TIER LF3B151866-00	15”W X 18”D X 66”H	19” HIGH COMPARTMENT	10.3 UNIT CUBE	APPROX. UNIT WEIGHT 57 LBS.
FIVE TIER LF5H151866-00	15”W X 18”D X 66”H	11” HIGH COMPARTMENT	10.3 UNIT CUBE	APPROX. UNIT WEIGHT 60 LBS.



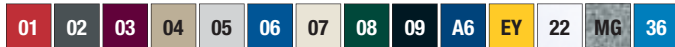
CUBBY STORAGE ORGANIZER

Cubby Storage Organizer

Heavy-duty, 18 gauge, welded steel construction Cubby Cabinet available with 9 or 12 storage sections. Ideal for visual organization. Easy opening is 14½"W X 17½"D X 15"H. Powder coat finish. Greenguard Certified. 75 lbs. capacity per compartment.

IC00461852-00	46"W X 18"D X 52"H	9 SECTIONS	125 LBS. CAPACITY
IC00461866-00	46"W X 18"D X 66"H	12 SECTIONS	155 LBS. CAPACITY

F.O.B. California and Pennsylvania only.



KID'S FURNITURE

Kid Bin Organization

Compact four level bin organizer. 12 multi color bins: 4 large bins measure 16½" x 11½" x 5¼", 8 small bins 8½" x 11½" x 5¼". Bins are safe for kids and BPA free. Two color versions – bright and pastel. Laminate side panels make for easy cleaning. Side handles for easy carrying. KD – Easy assembly.

A.	KBO-341030BC	34"W X 10½"D X 30⅙"H	BRIGHT
B.	KBO-341030PC	34"W X 10½"D X 30⅙"H	PASTEL

F.O.B. Illinois only.

Toy and Book Organizer

This book and toy organizer features a fun and functional design. It has a large storage capacity in an easy to see and access system. This kids' bin organizer stores the books with the covers facing forward, making them easy to recognize. It is made from a strong MDF construction with a natural finish. This item comes with four regular size bins and two double size bins. It also has three fabric pockets for extra storage.

C.	KTO341031-BC	33.8"W X 10.4"D X 30.7"H	BRIGHT
----	--------------	--------------------------	--------

F.O.B. Illinois only.

5-Tier Book Organizer

Sturdy engineered wood construction is easy to assemble and clean. Five deep, fabric sling sleeves hold books of almost any size. Space-saving design, perfect for book storage in your toddler's bedroom, playroom, nursery, or the living room.

D.	KBO251124-BC	24.6"W X 11"D X 23.6"H	BRIGHT
----	--------------	------------------------	--------

Ergonomic Adjustable Kid's Desk

Pure ABS material table top and chair set. Multi-Angle desktop meets different learning needs. Slide out tray for small accessories. Different level height adjustment for your kids' needs.

E.	ECD-BLUE	25.7"W X 17.7"D X 21.4"H (LEVEL) / 30.9" H (ELEVATED)	BLUE
F.	ECD-PINK	25.7"W X 17.7"D X 21.4"H (LEVEL) / 30.9" H (ELEVATED)	PINK

F.O.B. Illinois only.



LATERAL FILES / MOBILE LATERAL FILES



A

A. 400 Series Lateral File Cabinets

E202L	2 DRAWER	30"W X 18"D X 26 3/8"H
E204L	4 DRAWER	30"W X 18"D X 50 3/8"H

30" wide 80 lbs. drawer capacity

F.O.B. California and Pennsylvania only.

B. 600 Series Lateral File Cabinets

LF6A362-00	2 DRAWER	36"W X 19 1/4"D X 28 3/8"H
LF6A363-00	3 DRAWER	36"W X 19 1/4"D X 40 3/8"H
LF6A423-00	3 DRAWER	42"W X 19 1/4"D X 40 3/8"H
LF6A364-00	4 DRAWER	36"W X 19 1/4"D X 53 1/4"H
LF6A424-00	4 DRAWER	42"W X 19 1/4"D X 53 1/4"H
LF6A365-00	5 DRAWER*	36"W X 19 1/4"D X 66 3/8"H
LF6A425-00	5 DRAWER*	42"W X 19 1/4"D X 66 3/8"H

36" wide 100 lbs. drawer capacity

F.O.B. California and Pennsylvania only.

42" wide 120 lbs. drawer capacity

*5 drawer has posting shelf, flip front top drawer.



B

C. 800 Series Full Pull Lateral Files

LF8F302-00	2 DRAWER	30"W X 19 1/4"D X 28 3/8"H
LF8F304-00	4 DRAWER	30"W X 19 1/4"D X 53 1/4"H
LF8F362-00	2 DRAWER	36"W X 19 1/4"D X 28 3/8"H
LF8F364-00	4 DRAWER	36"W X 19 1/4"D X 53 1/4"H
LF8F422-00	2 DRAWER	42"W X 19 1/4"D X 28 3/8"H
LF8F424-00	4 DRAWER	42"W X 19 1/4"D X 53 1/4"H
LF8F425-00	5 DRAWER*	42"W X 19 1/4"D X 66 3/8"H

36" wide 100 lbs. drawer capacity

F.O.B. California and Pennsylvania only.

42" wide 120 lbs. drawer capacity

*5 drawer has posting shelf, flip front top drawer.



C

D. Optional Caster Base

D. Optional Caster Base (Make Your Lateral Files Mobile)

FCB3619-09	36"W
FCB4219-09	42"W



Cross Bar Kit
Four Rails Per Set LA99000
E2500L FOR 400 SERIES
(Optional)



File Drawer Divider Kit
LFDIVKT-10
Black Only
(Optional)

	400	600	800
Full drawer extension on genuine progressive telescoping ball-bearing slides provide smooth, trouble-free operation.	■	■	■
Built-in drawer interlock system prevents more than one drawer from opening at a time, reducing the chance of cabinet tip over.	■	■	■
Single lock system secures all drawers with one key (two keys included).	■		
Center lock securely locks both sides of each drawer for positive security (two keys provided).		■	■
Adjustable leg levelers keep cabinets level in any environment.	■	■	■
Extra deep drawer accommodates letter or legal size files using side-to-side hanging rails.	■	■	■
Cross Bar Kits available for front-to-back filing.	■	■	■
File Drawer Divider Kits.		■	■
Powder coat finish.	■	■	■
Aluminum handles with steel reinforced drawer fronts.		■	
Plastic handle insert.	■		
Rolled or hemmed edge drawer sides for strength, rigidity & safety.	■	■	■
ANSI/BIFMA Rated. 36"W @ 88 lbs. 42"W @ 113 lbs.		■	■
All steel full width drawer pulls featuring double wall reinforced drawer fronts for extra stability.			■
Core removeable locks.		■	■
Available in all colors.	■	■	■

01 02 04 05 06 07 08 09 22 MG SPECIAL ORDER COLORS AVAILABLE



FLAT FILE / HANGING FILES



A



B



C

5- and 10-Drawer Flat File

Steel flat file is ideal for both work-in-progress and archival storage. The 5-drawer and 10-drawer models provide a reliable place to store flat all your valuable documents and graphics. All flat files are modular — they can be used individually or in a space-saving stack. If your filing needs grow, simply add another flat file cabinet. Museum/archival quality paint finish ensures that there is no out-gassing and that the atmosphere in the flat files has no acidity or alkalinity (pH) created by the finish. 5-Drawer Flat Files: Versatile file stores up to 500 sheets per unit active filing, 750 sheets of semi-active or 1,000 sheets of inactive material. Five large capacity 1 1/8" deep drawers in the three cabinet sizes. 10-Drawer Flat Files: Ideal for high traffic project storage areas. Ten 1 1/8" deep drawers allow the easy retrieval or materials can be stacked with 5-drawer flat file cabinets for customized high volume storage. Cabinets are 20 gauge steel, 18 gauge steel drawers. Central locking system.

A. 5-Drawer Flat File

with open base

B. Two 5-Drawer Flat Files

stacked on closed base

C. 10-Drawer Flat File

with open base

244876	5-DRAWER FLAT FILE	40 3/4"W X 28 3/8"D X 16 1/8"H*
244877	CLOSED BASE	40 3/4"W X 28 3/8"D X 4"H
244878	OPEN BASE	40 3/4"W X 28 3/8"D X 20"H

*Inside Drawer: 37 1/16"W X 25 7/16"D X 1 7/8"H

244879	5-DRAWER FLAT FILE	46 3/4"W X 35 3/8"D X 16 1/8"H**
244880	CLOSED BASE	46 3/4"W X 35 3/8"D X 4"H
244881	OPEN BASE	46 3/4"W X 35 3/8"D X 20"H

** Inside Drawer: 43 3/16"W X 32 3/16"D X 1 7/8"H

244882	5-DRAWER FLAT FILE	53 3/4"W X 41 1/16"D X 16 1/8"H***
244883	CLOSED BASE	55 3/4"W X 41 3/8"D X 4"H
244884	OPEN BASE	55 3/4"W X 41 3/8"D X 20"H

*** Inside Drawer: 50 3/16"W X 38 7/16"D X 1 7/8"H

244885	10-DRAWER FLAT FILE	46 3/4"W X 35 3/8"D X 16 1/8"H****
244880	CLOSED BASE	46 3/4"W X 35 3/8"D X 4"H
244881	OPEN BASE	46 3/4"W X 35 3/8"D X 20"H

****Inside Drawer: 43 3/16"W X 32 3/16"D X 7/8"H

F.O.B. Pennsylvania only.



A



B



C



D



E

A. Pivot Mobile Stand

Four swivel casters with two locking. Frame adjusts to accommodate 1200 sheets. Includes 12 pivot brackets to hold clamps.

S5026	27 1/2" - 37 1/2" W X 27"D X 45 1/4" - 61 1/2"H
-------	---

B. Pivot Wall Rack

Pivot wall rack can store up to 1200 sheets. Included mounting hardware and 12 pivot brackets.

S5016	15" W X 24"D X 9 3/4"H
-------	------------------------

C. Drop/Lift Mobile Plan

Four swivel casters with two locking. Holds up to 1800 sheets. Adjustable to fit 24" to 42" clamps.

S5060	25 3/4" - 43 3/4" W X 20 1/2"D X 51"H
-------	---------------------------------------

D. Drop/Lift Wall Rack

Space efficient model extends less than 12" from the wall. Holds up to 1200 sheets. Includes mounting hardware.

S5030	11 1/16" W X 8 11/16"H
-------	------------------------

E. Hanging Clamps

Aluminum Document Hanging Clamps securely hold drawings in place for reference and storage. Adjustment knobs provide even gripping tension. Sold in packs of 6.

S5001	19 1/2"W X 2 1/2"D X 3/4"H
S5002	25 1/2"W X 2 1/2"D X 3/4"H
S5003	30 3/4"W X 2 1/2"D X 3/4"H
S5004	36 1/8"W X 2 1/2"D X 3/4"H
S5005	42 1/8"W X 2 1/2"D X 3/4"H

F.O.B. Illinois only.

STEEL DESKS

500 Series Steel Teachers Desk

Durable woodgrain laminated top. Powder coat finish. Features aluminum drawer handles and chrome-plated 1" square tubular steel legs with adjustable leg levelers. Center locking system for all drawers. Minimal assembly, just attach legs. Full extension locking file drawer accommodates hanging file folders. Box drawer is equipped with dividers. Center drawer with supply tray.

	SIZE	PEDESTALS	BASE COLOR	TOP COLOR
30078-PO	45"W X 24"D X 29½"H	SINGLE	PUTTY	MEDIUM OAK
30078-BW	45"W X 24"D X 29½"H	SINGLE	BLACK	WALNUT
30078-GY	45"W X 24"D X 29½"H	SINGLE	GREY	GREY NEBULA
30078-WA	45"W X 24"D X 29½"H	SINGLE	WHITE	ARCTIC WHITE
30045-PO	60"W X 30"D X 29½"H	DOUBLE	PUTTY	MEDIUM OAK
30045-BW	60"W X 30"D X 29½"H	DOUBLE	BLACK	WALNUT
30045-GY	60"W X 30"D X 29½"H	DOUBLE	GREY	GREY NEBULA
30045-WA	72"W X 36"D X 29½"H *	DOUBLE	WHITE	ARCTIC WHITE
30084-PO	72"W X 36"D X 29½"H *	DOUBLE	PUTTY	MEDIUM OAK
30084-BW	72"W X 36"D X 29½"H *	DOUBLE	BLACK	WALNUT
30084-GY	72"W X 36"D X 29½"H *	DOUBLE	GREY	GREY NEBULA

F.O.B. California and Pennsylvania only.

* 72"W Available in Pennsylvania only.




Grey Nebula



Walnut



Medium Oak



Arctic White



500 SERIES L-SHAPED DESKS

66" W x 30" D x 29½" H. Return is 45" W x 24" D. Both pedestals have one box drawer and one file drawer. Central lock system on desk section only. Drawers on the Return do not lock. Shipped assembled except legs and handles.

	SIZE	RETURN	BASE COLOR	TOP COLOR
LW2F4224PO	66"W X 30"D X 29½"H	LEFT	PUTTY	MEDIUM OAK
LW2F4224BW	66"W X 30"D X 29½"H	LEFT	BLACK	WALNUT
RW2F4224PO	66"W X 30"D X 29½"H	RIGHT	PUTTY	MEDIUM OAK
RW2F4224BW	66"W X 30"D X 29½"H	RIGHT	BLACK	WALNUT

F.O.B. Pennsylvania only.



Walnut



Medium Oak




STEEL DESKS



600 Series Steel Teachers Desk

Features laminated wood top surface with rounded corners and vinyl covered t-mold edges for comfort and safety. Desk top features a 6" rear overhang for easy student conferencing. Two grommets for easy cable and wire management. Central locking system locks all drawers. Chrome-plated 1" square tubular steel legs with leveling glides. Heavy-duty steel frame with powder coat finish. Full extension file drawer with steel ball-bearing slide suspension. File drawer is high-sided to accept hanging folders. Box drawer includes divider. Drawer handles with arch design. Includes pull-out center drawer for small supplies.

600 SERIES	TOP SIZE	PEDESTALS	BASE COLOR	TOP COLOR
SQ4830BO	48" X 30"	SINGLE	BLACK	MEDIUM OAK
SQ4830BM	48" X 30"	SINGLE	BLACK	MAPLE
SQ4830PO	48" X 30"	SINGLE	PUTTY	MEDIUM OAK
SQ4830BGN	48" X 30"	SINGLE	BLACK	GREY NEBULA
SQ4830BW	48" X 30"	SINGLE	BLACK	WALNUT
SQ4830WA	48" X 30"	SINGLE	WHITE	ARCTIC WHITE
SQ6030BO	60" X 30"	SINGLE	BLACK	MEDIUM OAK
SQ6030BM	60" X 30"	SINGLE	BLACK	MAPLE
SQ6030PO	60" X 30"	SINGLE	PUTTY	MEDIUM OAK
SQ6030BGN	60" X 30"	SINGLE	BLACK	GREY NEBULA
SQ6030WA	60" X 30"	SINGLE	WHITE	ARCTIC WHITE
DQ6030BO	60" X 30"	DOUBLE	BLACK	MEDIUM OAK
DQ6030BM	60" X 30"	DOUBLE	BLACK	MAPLE
DQ6030PO	60" X 30"	DOUBLE	PUTTY	MEDIUM OAK
DQ6030BGN	60" X 30"	DOUBLE	BLACK	GREY NEBULA
DQ6030BW	60" X 30"	DOUBLE	BLACK	WALNUT
DQ6030WA	60" X 30"	DOUBLE	WHITE	ARCTIC WHITE



A. 700 & B. 900 Series Heavy-Duty Teachers Desk

Features a full width center drawer with an upgraded central locking system, one key locks all drawers. Telescoping heavy-duty ball bearing slide suspensions on all drawers for easy opening and closing. Full width recessed pull handles. Scratch, stain and moisture resistant wood grain laminated top with rounded corners and vinyl covered t-mold edges for comfort and safety. Desk top features a 6" overhang for easy student conferencing. Reinforced, double-wall steel end panels with modesty panel create a strong solid frame. Cord management grommets on top of the desk. Includes adjustable leveling guides. ANSI/BIFMA and Greenguard Certified.

A. 700 SERIES	TOP SIZE	BASE COLOR	TOP COLOR
SP704830BM	48" X 30"	BLACK	MAPLE
SP704830BGN	48" X 30"	BLACK	GREY NEBULA
SP704830BO	48" X 30"	BLACK	MEDIUM OAK
SP704830PO	48" X 30"	PUTTY	MEDIUM OAK
SP704830BW	48" X 30"	BLACK	WALNUT
SP704830CMH	48" X 30"	CHARCOAL	MAHOGANY
SP704830WA	48" X 30"	WHITE	ARCTIC WHITE
DP706030BM	60" X 30"	BLACK	MAPLE
DP706030BGN	60" X 30"	BLACK	GREY NEBULA
DP706030BO	60" X 30"	BLACK	MEDIUM OAK
DP706030PO	60" X 30"	PUTTY	MEDIUM OAK
DP706030CMH	60" X 30"	CHARCOAL	MAHOGANY
DP706030BW	60" X 30"	BLACK	WALNUT
DP706030WA	60" X 30"	WHITE	ARCTIC WHITE

B. 900 SERIES	TOP SIZE	BASE COLOR	TOP COLOR
SP904830BM	48" X 30"	BLACK	MAPLE
SP904830BGN	48" X 30"	BLACK	GREY NEBULA
SP904830BO	48" X 30"	BLACK	MEDIUM OAK
SP904830PO	48" X 30"	PUTTY	MEDIUM OAK
SP904830BW	48" X 30"	BLACK	WALNUT
SP904830CMH	48" X 30"	CHARCOAL	MAHOGANY
SP904830WA	48" X 30"	WHITE	ARCTIC WHITE
DP906030BM	60" X 30"	BLACK	MAPLE
DP906030BGN	60" X 30"	BLACK	GREY NEBULA
DP906030BO	60" X 30"	BLACK	MEDIUM OAK
DP906030PO	60" X 30"	PUTTY	MEDIUM OAK
DP906030CMH	60" X 30"	CHARCOAL	MAHOGANY
DP906030BW	60" X 30"	BLACK	WALNUT
DP906030WA	60" X 30"	WHITE	ARCTIC WHITE

F.O.B. California and Pennsylvania only.

CARTS & STANDS



Mobile Utility Cabinet with fixed shelf

Convenient desk height, durable light gray laminate top, full recessed door pull, push button locking handle secures both doors, two storage areas, four casters – two locking, Dove Gray powder coat finish. Shipped assembled except casters.

A.	RF1F301826-05D	30"W X 18"D X 30"H*
----	----------------	---------------------

* Height includes casters.

F.O.B. California, Pennsylvania and Tennessee.



Mobile Refreshment Center/Machine Stand

Concealed 16½"D full suspension drawer. Roll-out drawer is 16½"D x 24"W x 2½"H. Full recessed door pull. Two shelf spaces. Medium gray laminate top. Cabinet case is 30"W x 18"D. Dove Gray powder coat finish. Shipped assembled.

B.	CFDP301833-05D	30"W X 18"D X 34"H
----	----------------	--------------------

F.O.B. Tennessee only.

Wood Printer/Copier Stands

Store your printer and copier needs conveniently with this laser printer/copier stand. Double doors open to 1 adjustable shelf. Grey laminate finish. Four casters, two locking. Available with a drawer and without. Shelf capacity is 75 lbs., unit capacity is 100 lbs. 9140 With drawer; 9141 No drawer. Assembly required. 9140 one adjustable shelf; 9141 has two adjustable shelves.

C.	9140 - WITH DRAWER	23"W X 23"D X 31½"H
D.	9141 - WITHOUT DRAWER	23"W X 23"D X 31½"H

F.O.B. Illinois only.

Locking HIPAA Medical Cart with Tambour Door

Offers the privacy physicians need to comply with HIPAA regulations. The tambour door can be easily opened and closed to access medical files. Great for end tab filing. Unit is equipped with only two keys to ensure limited entry. 2 sloped shelves, measuring 24½"W x 11½"D, offer a generous amount of space for filing. Two moveable dividers are included. Dividers can be spaced in 2" increments. Shelves have 11" clearance. 4 casters, 2 locking, make for easy turning and smooth cornering. Assembly required. 3" casters.

E.	5424	PLATINUM (-32)	26"W X 17¼"D X 34¾"H
	5425-32	OPTIONAL DIVIDERS – PLATINUM (-32)	

F.O.B. Illinois only.

UTILITY CARTS



Plastic Utility Cart

Heavy-duty plastic construction resists rust, dents, chips and is virtually maintenance free. Ideal for all types of material handling applications in factories, hospitals, institutions, office and work shops. 3" deep shelves to keep items retained during transit. Rounded corners for safety. Sturdy and stable yet lightweight for easy maneuverability. Push handle with molded-in storage tray to store small parts. 550 lbs. load capacity. Four casters included (2 swivel, 2 rigid).

PUC174033-2	40"W X 17"D X 33"H	2 SHELVES	550 LBS. CAPACITY
PUC254635-2	46"W X 25"D X 33"H	2 SHELVES	550 LBS. CAPACITY
PUC174033-3	40"W X 17"D X 33"H	3 SHELVES	550 LBS. CAPACITY
PUC254635-3	46"W X 25"D X 33"H	3 SHELVES	550 LBS. CAPACITY



Utility Cart

Sandusky carts are made of heavy duty plastic construction that resists dents, chips, and rust. Cart is versatile and durable and can perform a wide variety of tasks. Sturdy and stable yet lightweight for easy maneuverability. Large 4 in. non-marking swivel casters. User-friendly, easy to grip handles. Easy to clean smooth surface. 200 lbs. total capacity.

A.	PUC172733	SILVER (-3)	27"W X 17"D X 33"H
	PUC203434	SILVER (-3)	20"W X 34"D X 34"H
B.	SC3016	BLACK (-9)	33"W X 16"D X 30½"H

F.O.B. Illinois only.

COMPUTER SECURITY CABINETS

22 gauge steel construction. Solutions for better wire management. Monitor viewable through 16"W x 15½"H acrylic window. Fully welded, shipped assembled (except casters where applicable). Durable powder coat finish. Also accommodates traditional monitors.

A. Mobile Computer Security Workstation with Slide-Out Shelf and Work Surface

Convenient slope work surface, side shelf. 2" grommets in the bottom, sides and top for easy wire management. Bottom unit as 6" wire way with rear door access. All doors and flip-down drawer lock. 12½"W x 18½"D side mounting posting shelf which can be accessed from left or right. Lower compartment has an extendable printer shelf which adjusts on 3" center 20"W x 16½"D. Lower compartment has a flip-down drawer front and extendable keyboard drawer 20"W x 16½"D. Upper compartment has a vented back and accommodates most 24" flat screen monitors, interior size is 25¼"W x 10½"D x 19½"H. The upper compartment is equipped with a locking, poly-carbonate door, commonly known as an acrylic door. It is very durable and fully transparent. It measures 23¼" X 18¼". It consists of a key cam lock system which allows for ease of accessibility. The acrylic door makes it easier to handle compared to heavy glass or plastic. The acrylic door is very sturdy and can withstand an impact much better than glass. It is more pliable and adds more deflection. Lower locking compartment with 1 adjustable shelf, adjusts on 1" centers is 21" x 23" x 24½". This unit has a 21¼"W x 3"H storage section between the upper and lower sections. This unit has a 26"W x 12"D, 10" sloped work surface. Flat panel kit included.

JG6625	26"W X 24"D X 63"H
--------	--------------------

F.O.B. Pennsylvania only.



B. Mobile Computer Security Workstation

2" grommet in bottom shelf for easy wire management. Monitor shelf wire way in back of shelf for easy access of wiring between upper and lower portions of cabinet. 4 heavy-duty 5" casters, 2 locking. Cabinet supports 150 lbs. Keyboard shelf 20" x 15½" x 2". The upper compartment is equipped with a locking, poly-carbonate door, commonly known as an acrylic door. It is very durable and fully transparent. It measures 23¼" X 18¼". It consists of a key cam lock system which allows for ease of accessibility. The acrylic door makes it easier to handle compared to heavy glass or plastic. The acrylic door is very sturdy and can withstand an impact much better than glass. It is more pliable and adds more deflection. Lower locking compartment with 1 adjustable shelf, adjusts on 1" centers is 21" x 23" x 24½". Flat panel kit included.

JG2663	26"W X 24"D X 63"H
--------	--------------------

F.O.B. Pennsylvania only.



C. Mobile Computer Cabinet for Extreme Environments Extra heavy-duty 16 gauge

Door seals and air-intakes for fan to filter out dirt and dust preventing it from entering system. All welded. Completely secured. Piano hinges on all doors. 25½"W x 30"D x 21½"H monitor section. 44½" work height. 24½"W x 24½"D slide out keyboard tray. 25½"W x 30"D x 33½"H lower cabinet with adjustable pull-out printer shelf. Four 5" casters, 2 locking. Powder coat finish.

16CC303064-00	30"W X 30"D X 70"H
---------------	--------------------

F.O.B. Tennessee only.



Options Available



Power Strip
PS-8



Fan
UF12A

Features



Flip Down Locking Drawer Front



Flat Panel Kit

02 05 06 07 09



WORKSTATION & AV STORAGE



eurolflex Stand-Up Height Fixed Workstation

Space-saving fixed height workstation accommodates computer monitor, desktop CPU and/or mini-tower CPU, keyboard, and printer. Roomy top shelf holds monitor, desktop CPU and basic supplies. Fixed keyboard shelf features pull-out side extension for mouse. Adjustable height lower shelf holds mini-tower CPU or printer and supplies. ¾" melamine laminate and sturdy steel construction with heavy duty dual wheel casters for mobility. Top shelf weight capacity 100 lbs. bottom shelf weight capacity 50 lbs. Shelf adjustable in 4¼" increments. Assembly required; all tools included. Pull out side extension either left or right and heavy duty 2" dual wheel casters and 2 locking.

6438	GREY (-18),CHARCOAL/ SILVER (-36)	29½"W X 19½"D X 44¼"H
------	--------------------------------------	-----------------------



Flush LCD/Plasma Mount

This space saving design is a must have! Our Flush LCD/Plasma Mount is quick and easy installation! Your monitor will look great and the view will be easy to adjust. Our tilting design provides 90° vertical/horizontal adjustability in the positioning of your screen. Also comes with additional expansion plate, which allows mount of sizes over 26" LCD panels with mounted holes from 100-200mm. With less than 5" of space between the wall and your electronic device, it looks like your monitor is floating in the air! VESA compliant, dimensions: 4¾" x 4¾". Cable management system and mounting hardware included. Weight capacity 57 lbs.

7434	FLUSH MOUNT	BLACK (-4)	4¾"W X 4¾"D X 7"H
------	-------------	------------	-------------------



A

B

A. Wide Body TV Monitor Cart

B. Wide Body Flat Panel TV Cart

Wider base for greater stability and also accommodates larger equipment. Top two shelves have grommet holes for cord management. Heavy-duty 16 gauge steel construction. Black powder coat finish. Universal mounting system works with standard flat panel televisions. Monitor can be adjusted to reduce glare and provide best viewing angle. Middle shelf ideal for use with DVD and speakers. 5" industrial grade swivel casters – two with locking brake. 250 lbs. capacity. Shipped unassembled.

IP30322744-09 (FLAT PANEL)*	32"W X 27½"D X 44"H
IP30403244-09 (FLAT PANEL)**	40"W X 32½"D X 44"H

* Holds up to 37" Flat Panel TV

** Holds up to 52" Flat Panel TV

IF30322744-09 (TV MONITOR)*	32"W X 27½"D X 44"H
IF30403244-09 (TV MONITOR)**	40"W X 32½"D X 44"H

* Holds up to 27" TV

** Holds up to 40" TV

Options



ES32-09
ES40-09



PSC4-09

F.O.B. Illinois only.

LAPTOP / TABLET SECURITY CARTS

A. Mobile Tablet Storage Cart

40 tablet capacity, 20 tablets on each of two shelves. Upper inside shelf is for laptop storage. All three shelves adjust on 2" centers and have anti-skid mats. The divider is 4" x 15½" 1¼" in between. The top of the cart has an anti-skid mat and wire grommets to the inside of the cart. A bottom shelf is provided for storage or mounting the power strip and the USB Hubs (optional). Wires can be run from the front or rear of the cart using mounting clips that receive the cables. Front and rear doors have full piano hinges and two-point locking paddle handles/keys. Ventilation holes for air circulation. Powder coat finish.

MTS362437-00	36"W X 24"D X 43"H (WITH CASTERS)
--------------	--------------------------------------

F.O.B. Pennsylvania only.

A/C Charging System (OPTIONAL)

Model #TCS-40 A/C power strip that is surge protected.



TCS-40	ORDER SEPARATELY
--------	------------------



B. Wall-Mount Laptop Safe/Security Cabinet

Powder coated charcoal color. 20 gauge welded steel construction. Fits most laptops that are 17" or smaller. The platform where the laptop sits is 12¼"H x 17¼"W and comes with a cushioned pad. When the door is down the length from the back of the cabinet to the top of the door (platform) is 18¾". Electronic keypad lock run by 4-AA batteries. No need for keys. Has administrative password and user password. Both can be changed. Keypad has two backup emergency means. The first is an external power source. If the battery fails, it plugs into the keypad. The second is a key, if the code is forgotten. This is located under the handle plate. The platform has adjustable elastic straps to hold the laptop securely in place when closed. The left and right sides of the unit each have a grommet 1½" in diameter for power cords to allow for charging when the laptop is secured. Cell phone and camera storage holders included. Features side vent holes for ventilation. Space in bottom for a power strip. Shipped UPS. Shipping weight is 20 lbs.

WLAP2016*	20¾"W X 5¼"D X 19½"H
-----------	----------------------

* Ships UPS

F.O.B. Illinois only.



CLOSED

C. Mobile Laptop Security Cabinet

Welded steel construction. Cabinets are 18 gauge steel for the sides and 22 gauge for the shelves. Wire management in lower portion of cabinet. Wire management space behind the shelves in the back of the cabinet is approximately 6½". Two cord exit holes in bottom rear of cabinet. Ventilation on sides of cabinet for air circulation. 2" backstop on three sides of top with non-slip rubber pad. Doors open a full 180° for easy access. Room for approximately 16 laptops on 36" shelves, and 24 laptops on 46" wide model. Four 5" casters – 2 locking. Powder coat finish. Rear door access.



MLS5236-00	36"W X 24"D X 52"H
MLS5248-00	46"W X 24"D X 52"H

F.O.B. Pennsylvania only.



Cabinet shown with optional electronic power charge system.

D. Optional Electronic Power Charge System

Has a power management module containing 4 timed outlets. Charging module is furnished with a 10' cord. Provides power in alternating segments of 15 minutes. Has an easily accessible "always on" duplex on back with an on / reset switch. Unit has 2 surge protectors, each with outlets for 16 laptop charging units. Each surge protector is individually fused for maximum protection. Includes vertical mount outlet power strip and 7" PDU with circuit protection and electronic switch for power management.

MLS5236-00EC	36"W X 24"D X 52"H
MLS5248-00EC	46"W X 24"D X 52"H



D

01 02 04 05 06 07 08 09 22 MG SPECIAL ORDER COLORS AVAILABLE

SAFETY CABINETS



A. Compact Flammable Safety Cabinet with Single Door - Manual Close

Construction meets NFPA Code 30 and OSHA Standard 1910.106 for storage of Class I, II and III liquids. Fits conveniently under countertops, fume hoods, windows or other compact areas. Cabinets include one 500 lbs. capacity galvanized shelf adjustable on 2½" centers.

SWH12-P	GAL. CAPACITY 12	23"W X 18"D X 35"H
SWH16-P	GAL. CAPACITY 16	35"W X 22"D X 35"H
SWH24-P	GAL. CAPACITY 24	43"W X 12"D X 24"H

B. Compact Flammable Safety Cabinet with Double Door - Manual Close

Construction meets NFPA Code 30 and OSHA Standard 1910.106 for storage of Class I, II and III liquids. Fits conveniently under countertops, fume hoods, windows or other compact areas. Cabinets include one 500 lbs. capacity galvanized shelf adjustable on 2½" centers.

SC22F-P	GAL. CAPACITY 22	35"W X 22"D X 35"H
---------	------------------	--------------------



C. Flammable Safety Cabinet

Standard 2-door manual close design. Double wall 18 gauge welded steel construction with 1½" air space. Dual 2" capped vents with flash arrestors for external exhaust. 2" high leakproof door sill contains spills. Adjustable leveling feet. Locking handle with 3-point latch. Cabinet includes two 500 lbs. capacity galvanized shelves, adjustable on 2½" centers. Construction meets NFPA Code 30 and OSHA Standard 1910.106 for storage of Class I, II and III liquids. Factory Mutual Approved.

SC450F-P	GAL. CAPACITY 45	43"W X 18"D X 65"H
SC600F-P	GAL. CAPACITY 60	34"W X 34"D X 65"H

D. Counter Height Flammable Safety Cabinet

Same features as Flammable Safety Cabinet except it has one adjustable shelf.

SC300F-P	GAL. CAPACITY 30	43"W X 18"D X 44"H
----------	------------------	--------------------



E. Paint & Ink Storage Cabinet

Double wall 18 gauge welded steel construction with 1½" air space. Dual 2" capped vents with flash arrestors for external exhaust. 2" high leakproof door sill contains spills. Adjustable leveling feet. Locking handle with 3-point latch. Cabinet includes five 500 lbs. capacity galvanized shelves, adjustable on 2½" centers. Construction meets NFPA Code 30 and OSHA Standard 1910.106 for storage of Class I, II and III liquids.

PC60-P	GAL. CAPACITY 60	43"W X 18"D X 65"H
--------	------------------	--------------------

F. Counter Height Paint & Ink Storage Cabinet

Same features as Paint & Ink Storage Cabinet except it has three adjustable shelves.

PC40-F	GAL. CAPACITY 40	43"W X 18"D X 44"H
--------	------------------	--------------------

All products on this page are F.O.B. Illinois only.

FIRE EXTINGUISHER CABINETS

Semi Recessed Fire Extinguisher Cabinet

Semi recessed installation. Cam lock. Non-movable handle with break glass decal. Galvanized steel cabinet. Clear tempered glass. Tough industrial powder coated finish.

A.	8012	SEMI RECESSED FIRE EXTINGUISHER CABINET	WHITE (-9)	11 $\frac{3}{4}$ "W X 5 $\frac{1}{2}$ "D X 20 $\frac{3}{4}$ "H
B.	8019	SEMI RECESSED FIRE EXTINGUISHER CABINET	WHITE (-9)	11 $\frac{3}{4}$ "W X 6"D X 26 $\frac{3}{4}$ "H



A



B

Industrial Grade Fire Extinguisher Cabinet

Non-movable handle with break glass decal. Padlock hole for padlock (padlock not included). Galvanized steel cabinet with tough industrial powder coated finish. Clear tempered glass.

C.	8013	INDUSTRIAL GRADE FIRE EXTINGUISHER CABINET	WHITE (-9)	10 $\frac{1}{4}$ "W X 3 $\frac{1}{2}$ "D X 20 $\frac{3}{8}$ "H
D.	8018	INDUSTRIAL GRADE FIRE EXTINGUISHER CABINET	WHITE (-9)	8 $\frac{1}{8}$ "W X 6"D X 18 $\frac{3}{8}$ "H



C



D

Surface-Mount Fire Extinguisher Cabinet

Galvanized steel cabinet with tough industrial powder coated finish. Plexiglass and cam lock. Break glass decal and hammer included.

E.	8014	SURFACE-MOUNT FIRE EXTINGUISHER CABINET	WHITE (-9)	8 $\frac{7}{16}$ "W X 6 $\frac{3}{8}$ "D X 18 $\frac{3}{16}$ "H
F.	8015	SURFACE-MOUNT FIRE EXTINGUISHER CABINET	WHITE (-9)	8 $\frac{7}{16}$ "W X 6 $\frac{3}{8}$ "D X 22 $\frac{3}{8}$ "H
G.	8016	SURFACE-MOUNT FIRE EXTINGUISHER CABINET	WHITE (-9)	10 $\frac{1}{8}$ "W X 6 $\frac{3}{8}$ "D X 24 $\frac{3}{8}$ "H
H.	8017	SURFACE-MOUNT FIRE EXTINGUISHER CABINET	WHITE (-9)	12"W X 9 $\frac{1}{4}$ "D X 30 $\frac{3}{8}$ "H



E



F



G



H

F.O.B. Illinois only.

FOLDING TABLES & CHAIRS



White Folding Plastic Table

HDPE plastic table top and powder coated steel frame. Legs fold flat for convenient storage and portability. Plastic glides on the feet help protect floor surfaces. For indoor and outdoor use. Model C folds in half for easy storage and includes a handle for easy lifting and transporting.

A.	PT4824	48"W X 24"D X 29"H
B.	PT7230	72"W X 30"D X 29"H
C.	FPT7230	72"W X 30"D X 29"H



White Folding Plastic Chairs (4 pack)

Seat and back are made of high-impact polyethylene. Stain-resistant and easy to clean. Designed for durability, contoured for comfort. Lightweight design and back handle allows for easy portability. Exceeds ANSI/BIFMA standards. For indoor and outdoor use. Sold in packs of 4.

D.	FPC182035	18"W X 20"D X 35"H
----	-----------	--------------------



White Folding Plastic Table

HDPE plastic table top and powder coated steel frame. Legs fold flat for convenient storage and portability. Plastic glides on the feet help protect floor surfaces. For indoor and outdoor use.

E.	RPT4FT	48"W X 48"D X 29"H
F.	FRPT4FT	48"W X 48"D X 29"H
G.	FPS4PK	13"W X 13"D X 18"H
H.	SPT323229	32"W X 32"D X 29"H



Rattan Folding Plastic Table

HDPE plastic table top and powder coated steel frame. Legs fold flat for convenient storage and portability. Plastic glides on the feet help protect floor surfaces. For indoor and outdoor use. Model K folds in half for easy storage and includes a handle for easy lifting and transporting.

I.	PT4824-BR	48"W X 24"D X 29"H
J.	FPB6FT-BR	72"W X 12"D X 17"H
K.	FPT7230-BR	72"W X 30"D X 29"H
L.	FCT32-BR	31½"W X 31½"D X 43"H



Rattan Folding Plastic Chairs (4 pack)

Seat and back are made of high-impact polyethylene. Stain-resistant and easy to clean. Designed for durability, contoured for comfort. Lightweight design and back handle allows for easy portability. Exceeds ANSI/BIFMA standards. For indoor and outdoor use. Sold in packs of 4.

M.	FPC182035	18"W X 20"D X 35"H
----	-----------	--------------------



Rattan Pattern

F.O.B. Illinois only.

ACTIVITY TABLES & WORKSTATION / DOLLIES / PALLET JACK

A. Activity / Utility Tables

Rounded corner laminate tops 1¼" thick. 3", 18 gauge steel aprons. Powder coat finish. 1¼" chrome-plated tubular square legs adjust at 1" increments from 24" - 36" height. Adjustable floor glides.

AT4020-BW	BLACK WITH WALNUT TOP	40"W X 20"D X 29"H
AT4020-PU	PUTTY WITH OAK TOP	40"W X 20"D X 29"H
AT6020-BW	BLACK WITH WALNUT TOP	60"W X 20"D X 29"H
AT6020-PU	PUTTY WITH OAK TOP	60"W X 20"D X 29"H
AT6030-BW	BLACK WITH WALNUT TOP	60"W X 30"D X 29"H
AT6030-PU	PUTTY WITH OAK TOP	60"W X 30"D X 29"H
AT7236-BW	BLACK WITH WALNUT TOP	72"W X 36"D X 29"H
AT7236-PU	PUTTY WITH OAK TOP	72"W X 36"D X 29"H

F.O.B. Illinois only.



B. 14 Gauge Caster Base

Heavy Duty castor base designed to make your cabinets "mobile". Available in black powder coat finish – Greenguard Certified. Casters are 5" non-marring and have a 300 lb. per caster capacity rating.

FCB2418-09	BLACK	24"W X 18"D
FCB2424-09	BLACK	24"W X 24"D
FCB3024-09	BLACK	30"W X 24"D
FCB3618-09	BLACK	36"W X 18"D
FCB3624-09	BLACK	36"W X 24"D
FCB4618-09	BLACK	46"W X 18"D
FCB4624-09	BLACK	46"W X 24"D

C. Chair Dolly

Supports 280 pounds, has four 2" swivel casters. Finished in Black.

DOIO	2323CH-09	22½"W X 22½"D X ¾"H
------	-----------	---------------------

F.O.B. Illinois only.



D. Industrial Pallet Jack

Fingertip lever controls include raise, lower, and neutral operations. 5,500 lbs. capacity. All welded steel with reinforced 48" fork. Tapered ends and dual entry rollers on the forks ensure accurate and smooth entry into pallets.

PT5027	27"W X 50½"D X 37"H	5,500 LBS. CAPACITY
--------	---------------------	---------------------

F.O.B. Illinois only.



Folding Platform Truck

This folding platform truck is made of a durable steel construction. The easy rolling 5-inch mute casters give the truck a 660-pound load capacity. It folds up neatly for compact storage. Integrated locking brake platform.

E.	FPC2918	29"W X 18"D X 11"H	660 LBS. CAPACITY
F.	FPC3623	35"W X 23"D X 11"H	660 LBS. CAPACITY

F.O.B. Illinois only.

BIN STORAGE



A

F.O.B. Illinois only.



B



C

A. Bin Shelving

36 gray plastic bins in four sizes. Bins have space for labels. Black powder coat steel frame. Wire shelves with rails to keep bins in place. Top laminate shelf for extra storage space. Easy to assemble. Twelve small plastic bins, 5.9"W X 15.4"D X 3.5"H. Ten medium plastic bins, 7.5"W X 15.4"D X 6.6"H. Eight large plastic bins, 10"W X 15.4"D X 6.6"H. Six extra-large plastic bins, 12.4"W X 15.4"D X 6.6"H.

UR4416BIN36	44"W X 16"D X 57"H
-------------	--------------------

B. Bin Shelving

6 extra large gray plastic bins. Black powder coat steel frame. Wire shelves with rails to keep bins in place. Top wire shelf for extra storage space. Easy to assemble. Six plastic bins, 12.25"W X 14.5"D X 12.25"H.

IBU421633	42"W X 16"D X 33"H
IBU301642	30"W X 16"D X 42"H

C. Mobile Bin Shelving

15 black plastic bins in three sizes. Wire shelves with rails to keep bins in place. Top wire shelf has plastic liner. Heavy-duty swivel casters, two locking. Chrome finish. Five small plastic bins, 5.5"W X 15.25"D X 3.25"H. Four medium plastic bins, 7.5"W X 15.25"D X 6.25"H. Six large plastic bins, 10"W X 15.25"D X 6.25"H.

MBU3317BIN15	33"W X 16½"D X 38"H
--------------	---------------------

PLASTIC SHELVING

Plastic Shelving

Durable, ventilated resin shelving will never rust, dent or peel and is chemical resistant. Suitable for indoor and outdoor use. Easy to assemble in minutes – no tools required. Color black.

PS361856-4B	36"W X 18"D X 56"H	4 SHELVES	150 LBS. SHELF CAPACITY
PS362456-4B	36"W X 24"D X 56"H	4 SHELVES	150 LBS. SHELF CAPACITY
PS361872-5B	36"W X 18"D X 72"H	5 SHELVES	150 LBS. SHELF CAPACITY
PS362472-5B	36"W X 24"D X 72"H	5 SHELVES	200 LBS. SHELF CAPACITY



CRATE / TOTES / STORAGE TOWER



Milk Crate

Heavy-duty construction storage crate stores all kinds of small and medium items, making it ideal for all your home and garage storage needs. Made from high-density polyethylene plastic, making it perfect for indoor and outdoor storage. Easily stackable and very durable.

MK131311-HD	13"W X 13"D X 11"H	SINGLE PACK
MK131311-B2PK	13"W X 13"D X 11"H	2 PACK



Totes

Constructed of heavy-duty plastic. Sturdy handles for easy transport. Features snap on, secure carry lid.

PT5GSLBY	16"W X 8¾"D X 12¼"H	YELLOW	5 GALLON
PT5GSLBB	16"W X 8¾"D X 12¼"H	BLUE	5 GALLON
PT5GSLBR	16"W X 8¾"D X 12¼"H	RED	5 GALLON
PT23GSLBY	25¾"W X 16"D X 17½"H	YELLOW	23 GALLON
PT23GSLBB	25¾"W X 16"D X 17½"H	BLUE	23 GALLON
PT23GSLBR	25¾"W X 16"D X 17½"H	RED	23 GALLON
PT27GSLBY	28"W X 15¼"D X 19¼"H	YELLOW	27 GALLON
PT27GSLBB	28"W X 15¼"D X 19¼"H	BLUE	27 GALLON
PT27GSLBR	28"W X 15¼"D X 19¼"H	RED	27 GALLON



Storage Tower

Durable all-plastic frame and drawers will not rust, chip or peel. Three virtually unbreakable pull-out clear drawers to neatly store away items such as art and office supplies, tools, toys, and much more.

PDT3	15.5"W X 13.5"D X 18.3"H	3-DRAWER
PDT4	24"W X 15"D X 20"H	4-DRAWER
PDT5	24"W X 15"D X 25"H	5-DRAWER

MUSCLE RACK INDUSTRIAL STEEL SHELVING

Z-Beam Boltless Steel Shelving with Particleboard Shelves

Industrial grade steel construction with durable silver vein finish. Z-Beam design beams for strength and rigidity. Five shelves with particleboard decking can be adjusted in 1½" increments. Includes a pot coupler to make assembly faster and easier, no nuts or bolts. Can be assembled vertically as a shelving unit or horizontally as a workbench.

UR361860PB4P-SV	36"W X 18"D X 60"H	4 SHELVES	800 LBS. SHELF CAPACITY
UR301260PB5P-SV	30"W X 12"D X 60"H	5 SHELVES	800 LBS. SHELF CAPACITY
UR361872PB5P-SV	36"W X 18"D X 72"H	5 SHELVES	800 LBS. SHELF CAPACITY
UR481872PB4P-SV	48"W X 18"D X 72"H	5 SHELVES	800 LBS. SHELF CAPACITY
UR482472PB4P-SV	48"W X 24"D X 72"H	5 SHELVES	800 LBS. SHELF CAPACITY



Z-Beam Boltless Steel Shelving with Laminate Shelves

Industrial grade steel construction with durable silver vein finish. Z-Beam design beams for strength and rigidity. Five shelves with black laminate board decking can be adjusted in 1½" increments. Laminate shelves resist moisture and are easy to clean. Smooth post design conceals assembly. Assembles in minutes with no nuts or bolts as a vertical shelving unit or horizontal as a workbench.

ZRHP4824SVL5P	48"W X 24"D X 72"H	5 SHELVES	800 LBS. SHELF CAPACITY
---------------	--------------------	-----------	-------------------------



Z-Beam Boltless Steel Shelving with Laminate Shelves

Industrial grade steel construction with durable silver vein finish. Z-Beam design beams for strength and rigidity. Six shelves with white laminate board decking can be adjusted in 1½" increments. Laminate shelves resist moisture and are easy to clean. Smooth post design conceals assembly. Assembles in minutes with no nuts or bolts as a vertical shelving unit or horizontal as a workbench.

UR4818HPSVL6	48"W X 18"D X 84"H	6 SHELVES	500 LBS. SHELF CAPACITY
--------------	--------------------	-----------	-------------------------



Z-Beam Boltless Steel Shelving with Laminate Shelves

Industrial grade steel construction with Z-Beam design for strength and rigidity. Six shelves with gray laminate board decking can be adjusted in 1½" increments. Laminate shelves resist moisture and are easy to clean. Smooth post design conceals assembly. Assembles in minutes with no nuts or bolts as a vertical shelving unit or horizontal as a workbench. Silver enamel finish. This unit is NSF Certified.

ZR481884L6P	48"W X 18"D X 86"H	6 SHELVES	800 LBS. SHELF CAPACITY
-------------	--------------------	-----------	-------------------------



All products on this page are F.O.B. Illinois only.

STEEL SHELVING



Treadplate Welded Rack

Four wire shelves provide ample storage. Shelves adjust in 3" increments to fit any storage needs. NSF certified. Heavy-duty steel construction for durability. Treadplate embossed beam design. 2000 lbs. shelf capacity.

TP722472W4	77"W X 24"D X 72"H	4 SHELVES
TP722472W3	77"W X 24"D X 72"H	3 SHELVES

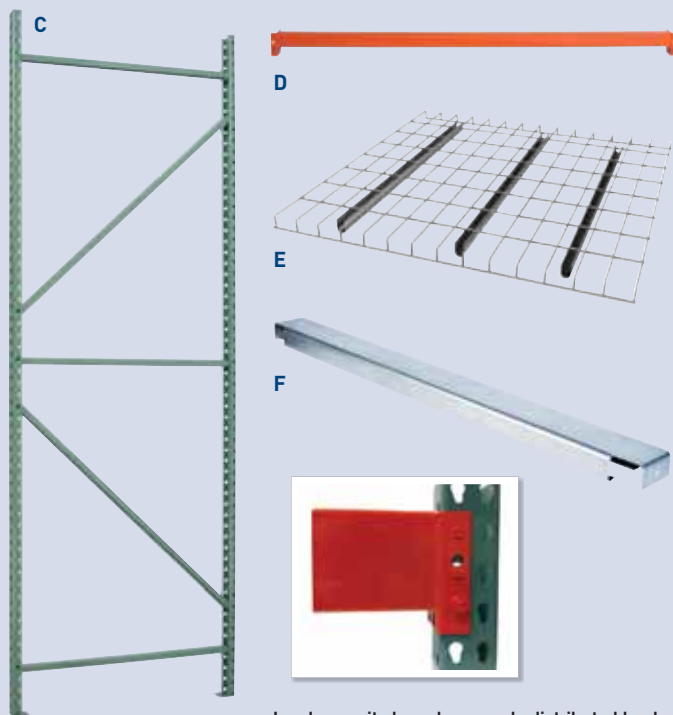


4-Level Treadplate Welded Rack

The Muscle Rack steel storage rack has an 8,000-pound capacity, with up to 2,000 pounds of evenly distributed weight across each shelf. The welded steel frames have beams for extra strength, and four adjustable wire steel shelves with center supporting channels. Its embossed tread plate design makes it look great while organizing and storing your items. The shelves adjust in 3" increments to accommodate items of varying heights.

TP481872W4	53"W X 18"D X 72"H
TP601872W4	65"W X 18"D X 72"H

PALLET RACK COMPONENTS



Load capacity based on evenly distributed loads.

C. Upright Frames

Heavy-duty 13 gauge welded roll formed steel construction. Features teardrop punch pattern every 2" for flexible beam adjustability. Horizontal and diagonal braces create a strong, stable system. Welded pre-punched footplates for easy anchoring. Durable powder coat finish in green.

RF207	42"D X 96"H	19,300 LBS. LOAD CAPACITY
RF209	42"D X 120"H	19,300 LBS. LOAD CAPACITY
RF211	42"D X 144"H	19,300 LBS. LOAD CAPACITY

D. Beams

Heavy-duty 16 gauge roll formed welded steel. 1 1/4" high step to accommodate cross bars and decking. Interlock stud and keyhole connection automatically locks into columns. Piston lock secures beam into place. No tools for installation. Durable finish in orange.

RB214	96"W X 2 3/4"H	4,120 LBS. LOAD CAPACITY PER BEAM PAIR
RB215	108"W X 2 3/4"H	4,046 LBS. LOAD CAPACITY PER BEAM PAIR
RB232	120"W X 2 3/4"H	4,368 LBS. LOAD CAPACITY PER BEAM PAIR

E. Wire Decking

Heavy duty 5 gauge wire mesh allows visibility, air and sprinkler penetration for enhanced fire safety. Easy to install, the waterfall style decking wraps over the beam to provide a secure brace, eliminating movement between deck and beam. Includes three support channels. Powder coat finish.

RWD4246	46"W X 42"D	2,500 LBS. LOAD CAPACITY
RWD4252	52"W X 42"D	2,500 LBS. LOAD CAPACITY
RWD4258	58"W X 42"D	2,500 LBS. LOAD CAPACITY

F. Pallet Rack Support Crossbars

Installs between two beams to assist in supporting pallet loads. 16 gauge steel with pre-galvanized finish.

RA221	42"D X 2"H
-------	------------

F.O.B. Illinois only.

STEEL SHELVING

Boltless Rivet Shelving

Industrial grade steel construction. Shelves hold up to 800 lbs. of evenly distributed loads and adjust in 1½" increments. Five durable particle board shelves. Easily assembles in minutes either vertically or horizontally. Gray powder coat finish.

CR3618	36"W X 18"D X 72"H	5 SHELF PARTICLE BOARD
CR4824	48"W X 24"D X 72"H	5 SHELF PARTICLE BOARD



Boltless Rivet Shelving

Industrial grade steel construction with Z-beam design for strength and rigidity. Holds up to 4,000 lbs. total weight or 800 lbs. on each individual shelf, based on evenly distributed loads. Five shelves with wire decking can be adjusted in 1½" increments for a customized storage space. Assembles in minutes with no nuts or bolts as a vertical shelving unit or horizontal as a workbench. Durable red powder coat finish.

UR301260WD5-R	30"W X 12"D X 60"H	5 SHELVES
UR184872-R	48"W X 18"D X 72"H	5 SHELVES
UR482472WD5-R	48"W X 24"D X 72"H	5 SHELVES
UR601872WD5-R	60"W X 18"D X 72"H	5 SHELVES
UR602472WD5-R	60"W X 24"D X 72"H	5 SHELVES



Mobile Storage Rack

This Mobile Storage Rack is a perfect solution for organizing and maximizing your cluttered home or office storage space. The open design makes it easy to store bins, supplies, paper, etc. These handy "rolling shelves" give you the freedom to customize your storage area. Once the rack is in position, lock the casters to prevent movement when loading and unloading the shelves. Shelves can be adjusted in 6" increments. Unit can hold a maximum of 300 lbs. – 75 lbs. per shelf. Assembly required; tools included. 3" casters.

5418-3	35"W X 20"D X 75¼"H
--------	---------------------



All products on this page are F.O.B. Illinois only.

WWW.SANDUSKYLEE.COM

STEEL SHELVING

WIRE SHELVING



A



B



C



D



E



F

A. Mini Wire Shelving

The Muscle Rack WS181018 is a standing three-shelf unit made of chrome-plated steel wire to support an 88 lb. per shelf capacity. This shelf unit has an open wire design to permit greater penetration of water from fire sprinklers, permit more light and air circulation in the work space, and resist dust build-up. This unit has a chrome finish for dirt and corrosion resistance and for durability. The shelves on this unit are adjustable in 1 inch increments for precise adjustment of shelf heights. This shelf unit has adjustable levelers for uneven flooring. The assembled unit is 18 x 18 x 10 inches (H x W x D). (H is height, the vertical distance from lowest to highest point; W is width, the horizontal distance from left to right; D is depth, the horizontal distance from front to back.) Assembly instructions are included. No tools are required. Standing shelf units are commonly used to store items to help create organized, efficient, and safer work areas. These systems typically consist of a frame or rack with open shelves. Added components such as casters, wheels, or handles are used for applications that require mobility. Standing shelf units are used in a variety of office, industrial, educational, and residential settings.

WS181018-C	18"W X 10"D X 18"H
------------	--------------------

B. Wire Dish Rack

The Muscle Rack three-tier chrome wire dish rack provides extra space for draining and drying dishes. The lower tier is designed to hold cups, mugs and larger kitchen utensils. The chrome-plated wire rack is equipped with a w-shaped shelf for dishes, a shelf for bowls or cups, and a separate cutlery holder.

WDR181217	18"W X 12"D X 17"H
-----------	--------------------

C. Wire Corner Shelving

Maximize your space and organize your clutter with this Muscle Rack white wire corner shelf. It cleverly tucks away in a corner, allowing you to turn an awkward waste of space into a functional storage nook. Adjust the height of each shelf by snapping the anti-slip clips onto the desired position, then insert and overlay the shelf over the clips to secure position. Integrated adjustable leveling feet keep the shelf level on uneven ground.

WSCR141447	14"W X 14"D X 47"H
------------	--------------------

D. Ceiling Storage Rack

These units are ideal for storing holiday decorations, luggage, coolers, sporting goods and other large, bulky items. High-quality storage racks help to make your garage a more functional space for your vehicles. Shelving is easy to assemble and fits in any space.

LR4848-SV	48"W X 48"D X 45"H
LR4896-SV	48"W X 96"D X 45"H

3-Level Mini Welded Racks

Perfect for organizing your garage, home, or workshop, metal shelving unit is made with durable welded steel. It includes reversible light and dark woodgrain shelves. The three adjustable laminated shelves provide ample storage space to accommodate a variety of heavy items, with each shelf supporting up to 500 pounds.

E.	MER4812BZL3	48"W X 12"D X 42"H
F.	MER4812W3	55"W X 14"D X 54"H

All products on this page are F.O.B. Illinois only.

CHROME WIRE SHELVING

A. Heavy-Duty Chrome Wire Shelving


Shelves have 600-800 lbs. capacity, based on evenly distributed loads. The four shelves are fully adjustable in 1" increments. Easy to assemble with no tools required. Contemporary design with chrome finish. NSF Certified. Accessories available.

W" X D"	74"H	86"H	SHELF CAPACITY
36"W X 18"D	WS361874-C	WS361886-C	800 LBS. SHELF CAPACITY
36"W X 24"D	WS362474-C	WS362486-C	800 LBS. SHELF CAPACITY
48"W X 12"D	WS481274-C	WS481286-C	800 LBS. SHELF CAPACITY
48"W X 18"D	WS481874-C	WS481886-C	800 LBS. SHELF CAPACITY
48"W X 24"D	WS482474-C	WS482486-C	800 LBS. SHELF CAPACITY
60"W X 18"D	WS601874-C	WS601886-C	800 LBS. SHELF CAPACITY
60"W X 36"D	WS603674-C	WS603686-C	800 LBS. SHELF CAPACITY
72"W X 12"D	WS721274-C	WS721286-C	800 LBS. SHELF CAPACITY
72"W X 18"D	WS721874-C	WS721886-C	800 LBS. SHELF CAPACITY
72"W X 24"D	WS722474-C	WS722486-C	800 LBS. SHELF CAPACITY
72"W X 36"D	WS723674-C	WS723686-C	800 LBS. SHELF CAPACITY



Accessories (A. Only)

B.	WSCASTER4	4" RUBBER CASTERS WITH BRAKE (SET OF 4)	660 LBS. OVERALL WEIGHT CAPACITY
B.	WSCASTER5	5" RUBBER CASTERS WITH BRAKE (SET OF 4)	1000 LBS. OVERALL WEIGHT CAPACITY
C.	WSPHANDLE18	18"D PUSH HANDLE	
C.	WSPHANDLE24	24"D PUSH HANDLE	
D.	WSSHOOK	S-HOOK TO ATTACH ADJACENT UNITS AT SHELF	
E.	WSPPOSTCLAMP	POST CLAMP TO JOIN 2 UNITS AT POST	



Adding casters reduces overall weight capacity. See overall weight capacity for each caster size.

F. Light-Duty Chrome Wire Shelving

Shelves have 85-100 lbs. capacity, based on evenly distributed loads. Shelves are fully adjustable in 1" increments. Easy to assemble with no tools required. NSF Certified.

WS121212-C	12"W X 12"D X 12"H	2 SHELVES	85 LBS. SHELF CAPACITY	CHROME
WS241430	24"W X 14"D X 30"H	3 SHELVES	100 LBS. SHELF CAPACITY	CHROME
WS201232-C	20"W X 12"D X 32"H	4 SHELVES	85 LBS. SHELF CAPACITY	CHROME
WS201232-B	20"W X 12"D X 32"H	4 SHELVES	85 LBS. SHELF CAPACITY	BLACK



G. Mobile Chrome Wire Shelving

Shelves have 110-600 lbs. capacity, based on evenly distributed loads. Shelves are fully adjustable in 1" increments. Easy to assemble. Four casters (with brakes) for easy mobility. NSF Certified. Model EZGR4818-RW3 has three garment bars, two full shelves, two half shelves and six casters.

MWS221333	22"W X 13"D X 33"H	3 SHELVES	250 LBS. SHELF CAPACITY	CHROME	2" NYLON CASTERS
MWS301460	30"W X 14"D X 60"H	5 SHELVES	200 LBS. SHELF CAPACITY	SILVER	2" NYLON CASTERS
MWS361454	36"W X 14"D X 54"H	4 SHELVES	250 LBS. SHELF CAPACITY	BLACK	2" NYLON CASTERS
MWS361872	36"W X 18"D X 72"H	5 SHELVES	500 LBS. SHELF CAPACITY	CHROME	3" RUBBER CASTERS
MWS481872	48"W X 18"D X 72"H	4 SHELVES	250 LBS. SHELF CAPACITY	BLACK	2" NYLON CASTERS
MWS481874-B	48"W X 18"D X 74"H	6 SHELVES	600 LBS. SHELF CAPACITY 200 LBS. WITH CASTERS	BLACK	3" RUBBER CASTERS
EZGR4818-RW3	48"W X 18"D X 74"H	4 SHELVES	110 LBS. SHELF CAPACITY	CHROME	3" RUBBER CASTERS



Mobile Chrome Wire Carts

Shelves have 110-800 lbs. capacity, based on evenly distributed loads. Shelves are fully adjustable in 1" increments. Easy to assemble. Four casters (with brakes) for easy mobility. NSF Certified.

H.	MWS361838	36"W X 18"D X 38"H	3 SHELVES	800 LBS. SHELF CAPACITY	CHROME	4" RUBBER CASTERS
H.	MWS362438	36"W X 24"D X 38"H	3 SHELVES	600 LBS. SHELF CAPACITY	CHROME	4" RUBBER CASTERS
H.	MWS482438	48"W X 24"D X 38"H	3 SHELVES	600 LBS. SHELF CAPACITY	CHROME	4" RUBBER CASTERS
I.	MKT241434	24"W X 14"D X 34"H	3 SHELVES WITH LINERS	110 LBS. SHELF CAPACITY	BLACK	1½" NYLON CASTERS
J.	MKTBB242036	24"W X 20"D X 36"H	2 SHELVES WITH BAMBOO TOP	175 LBS. SHELF CAPACITY	CHROME	3" RUBBER CASTERS



F.O.B. Illinois only.

WIRE SHELVING



A



B



C



D



E

A. 10-Level Shoe Rack

This Muscle Rack 10-tier Shoe Rack is designed to provide a great storage solution for your collection of favorite footwear. It is constructed out of metal pipes, non-woven fabrics tiers and plastic connectors, so it can hold numerous pairs of shoes. This innovative, lightweight space saving shoe rack can be placed in a cubby closet, mudroom or busy entryway to keep shoes or accessories accessible.

SR10L-BLK	39.4"W X 11.4"D X 68.9"H
-----------	--------------------------

4-Level Shoe Rack

This Muscle Rack 4-tier shoe rack organizer is carefully designed and finely crafted with selected iron poles and plastic connectors. This shoe rack is of simple structure and yet practical and functional. The shipping box only contains 3 kinds of iron poles and 2 kinds of plastic connectors, which makes it very easy to assemble and disassemble in a few minutes. Keep your shoes well organized instead of scattering them around and making yourself embarrassed when having visitors. It's a great storage rack for your doorway, entryway and closet.

B.	SR4L-GRY	36.2"W X 11.8"D X 29.1"H
	SR4L-BLK	23.4"W X 11.4"D X 28.7"H

C. Steel Wire Shoe Rack

Four ventilated steel shelves to store and organize shoes in one convenient location. Great for closets, mudrooms, entryways. Adjustable leg levelers. Black powder coat finish. 100 lb. total capacity.

CSR311031	31"W X 11"D X 31"H
-----------	--------------------

D. 10-Tier Rolling Shoe Rack

Get organized and free up valuable floor space with this 10-tier shoe rack. Holds up to 50 pairs of shoes. Includes four casters with brakes to easily move around as necessary as well as lock them in place. Its non-slip tubes secure your shoes in place, while its open shelves enable quick identification of the pair you need. Durable chrome and metal construction. 90 lb. weight capacity.

CSR361560	36"W X 15"D X 60"H
-----------	--------------------

E. Hanging Wall Shelf

Shelves provide total 500 pounds of capacity. Install shelves side by side or separately. Steel construction with powder coated finish. Easy one-person installation with all hardware included. Multiple units connect to maximize storage. Suitable for securing to either wall studs or solid concrete wall.

HWS4818-2PKW	WHITE	48"W X 18"D
HWS4818-2PKS	SILVERVEIN	48"W X 18"D

F.O.B. Illinois only.

WIRE SHELVING

Wire Wine Shelving

This Muscle Rack 3 shelf wire wine rack has many great features, making it the perfect storage option for your restaurant, bar, lounge, or other establishment. It is crafted neatly to offer optimum utility and proves to be a brilliant option to pile up your never-ending wine collection. Assemble this wine rack in minutes without any tools and be ready to enjoy your glass of wine.

A.	WBS181212	18"W X 12"D X 12"H
B.	WBS181435	18"W X 14"D X 35"H



A



B

C. Expandable Closet Organizer System

This steel garment rack features a chrome finish over a sturdy steel frame, making this unit the perfect blend of style and functionality. The design serves as both a shelving unit and garment rack. Perfect for closets, mud room, laundry room and durable enough for the garage. The two hanger bars expand from 28" to 50" in width to fit different space needs. Shelves are adjustable to accommodate different size items. Includes: Two adjustable width hanger bars (28" to 50"), Eight 14"W x 14"D shelves and Two 28"W x 14"D wire shelves offer ample storage space. Easy to assemble. Holds up to 175 lbs. per shelf; 50 lbs. per hanger.

EZGR551472	55"W X 14"D X 72"H
------------	--------------------



C



D

D. Mobile Wire Garment Rack

Ideal for laundry room, bedroom or closet. Features three hanger bars and four shelves adjustable in 1" increments. Six 3" casters (4 swivel, 2 locking) for easy mobility. 110 lb. shelf capacity. Easy to assemble.

EZGR4818-RW3	48"W X 18"D X 74"H
--------------	--------------------

Wire Shelf Slim Spacesaver

Instantly organize your messy items into neat condition with little effort. Large space. Quality made. Easy access. Easy assembly, the shelves slide on top of the clips that keep it in place, allowing you to choose your own shelf height. For your safety, please make sure the shelves are flipped the right way. In this way, the shelves will completely fit over and cover the plastic clips. Slender size rack for smart storage in narrow space or room corner to store odds and ends, books, decorative elements, kitchen supplies, bathroom essentials and others, perfect for use in kitchen, living room, bedroom, bathroom, laundry, office, etc.

E.	SWS181847-4C	18"W X 18"D X 47"H	4 SHELVES
F.	SWS181847-5C	18"W X 18"D X 47"H	5 SHELVES



E



F

F.O.B. Illinois only.

WAGONS / CARTS



A



B



C



D



E



F



G

A. Crate Wagon

Heavy-duty steel mesh deck with fold down sides for easy loading and unloading. Sides can also be removed if needed. Large straight pull handle for easy grip. Four heavy-duty pneumatic tires for easy rolling. Green powder coat finish. Requires some assembly.

CW3418	18"W X 34"L X 21 $\frac{1}{4}$ "H (13 $\frac{1}{2}$ " H WITHOUT SIDES)	400 LBS. CAPACITY	5" X 13" TIRES
CW4824	24"W X 48"L X 27 $\frac{3}{8}$ "H (16 $\frac{3}{8}$ " H WITHOUT SIDES)	1,000 LBS. CAPACITY	5" X 13" TIRES
CW6031*	31"W X 60"L X 25"H	1,400 LBS. CAPACITY	5" X 13" TIRES

* Weight 160 lbs. / Ships LTL

B. Steel Dump Wagon

Muscle Carts wagon has a 1200-lb. load capacity, is made of steel, and comes with folding, removable sides for flatbed use. The crate wagon is designed for transporting up to 1200 lb. of supplies, equipment, or materials. The crate's steel mesh construction provides increased rust resistance over iron, and has powder-coated finish for durability. The rust-free poly bed liner is built to last and functions as a cart cover, allowing you to increase your load capacity and cut down on hauling time. The liner can also double as a convenient work surface. To facilitate loading and unloading of heavy items from the wagon, the sides of the crate fold down, and can be removed entirely for flatbed wagon applications, such as transporting oversized articles. The wagon comes with a 32" steel handle with a D-style grip, and four 13" x 5" pneumatic rubber tires to resist abrasion and absorb shock while rolling on assorted indoor and outdoor terrain. The wagon is 26 $\frac{1}{2}$ x 48 x 25 inches (H x L x W). (H is height, the vertical distance from lowest to highest point; L is length, the horizontal distance from front to back; W is width, the horizontal distance from left to right.) With the sides removed, the crate wagon's height is 14 $\frac{1}{4}$ ". This wagon requires some assembly (tools sold separately), and it is suitable for material handling applications in gardens, warehouses, construction sites, and stores, among others.

CW5024	25"W X 48"L X 26 $\frac{1}{2}$ "H	1,200 LBS. CAPACITY	13" X 5"
--------	-----------------------------------	---------------------	----------

C. Heavy-Duty Folding Wagon

Heavy duty iron tube frame holds up to 200 lbs. Folds up for easy storage in the trunk, closet or garage. Large heavy-duty pneumatic tires (front 2.5 x 4; back 3 x 4) rolls with ease on any surface. Durable blue and white stripe polyester fabric is filled with foam protection and is machine washable. Adjustable padded handle for easy pulling. Includes a fitted cover with carry handle for easy storage or transporting when folded up. Powder coat finish in orange.

FCW5424	24"W X 54"L X 26"H FOLDED SIZE: 8"W X 30"L X 23"H	200 LBS. CAPACITY	2 $\frac{1}{2}$ " X 4" FRONT TIRES 3" X 4" REAR TIRES
---------	---	-------------------	---

Beach Wagon

Conveniently folds for easy storage. Durable 600 denier polyester fabric. Strong solid steel frame and swivel handle for easy steering. Cover included.

D. FBW3624B BLUE	22"W X 36"L X 25 $\frac{1}{2}$ "H FOLDED SIZE: 12"W X 21"L X 34"H	150 LBS. CAPACITY	4 $\frac{1}{4}$ " X 10" TIRES
E. FBW3621CAMO CAMO	22"W X 36"L X 25 $\frac{1}{2}$ "H FOLDED SIZE: 12"W X 21"L X 34"H	150 LBS. CAPACITY	4 $\frac{1}{4}$ " X 10" TIRES

* Weight 25 lbs. / Can ship UPS

F. Folding Wagon

Conveniently folds for easy storage. Durable 600 denier polyester fabric. Strong solid steel frame and swivel handle for easy steering. Cover included.

FCW3622* RED	22"W X 36"L X 25 $\frac{1}{2}$ "H FOLDED SIZE: 8"W X 30"L X 23"H	150 LBS. CAPACITY	1 $\frac{3}{4}$ " X 8" TIRES
-----------------	--	-------------------	------------------------------

* Weight 25 lbs. / Can ship UPS

G. Folding Shopping Cart

66-110 lbs. capacity. 4-wheels for easy maneuverability. Includes red non-woven liner, better for storing cargo. Durable red powder coated finish.

FSC3012	12 $\frac{3}{4}$ "W X 11 $\frac{1}{2}$ "D X 37"H	66 LBS. CAPACITY	WEIGHT 8 LBS.
FSC4021	21"W X 25"D X 40"H	110 LBS. CAPACITY	WEIGHT 12 LBS.

Can ship UPS

All products on this page are F.O.B. Illinois only.

WAGONS / CARTS

Flat Wagon

Heavy-duty steel mesh deck with 2" high side edges to keep items from rolling off. Heavy-duty pneumatic tires for easy rolling over any surface. Auto-type steering keeps front wheels under corners of steel frame to prevent tipping. Large D-handle for easy grip. Green powder coat finish. Requires some assembly.

FW3820	20"W X 38"L X 14¼"H	1,000 LBS. CAPACITY	4" X 10" TIRES
FW6036*	36"W X 60"L X 17"H	800 LBS. CAPACITY	5" X 13" TIRES

* Weight 127 lbs. / Ships LTL

4-Wheel Steel Flat Wagon

Heavy-duty steel mesh deck with 2" high side edges to keep items from rolling off. Two 10" pneumatic swivel front wheels provide easy maneuverability while the two rear wheels are 16" ball bearing pneumatic for smooth rolling over any surface. Large "U" handle for easy handling. Green powder coat finish.

FW4824	24"W X 48"L X 17"H	750 LBS. CAPACITY
--------	--------------------	-------------------

2-Tier Steel Wagon

Two heavy-duty steel mesh decks for more space to haul items. 2" high edges keep items from rolling off. Four heavy-duty 10" pneumatic wheels, front two pivot for easy maneuverability. Large "U" handle with foam rubber cover and easy handling. Green powder coat finish. Bottom deck has 330 lbs. load capacity; upper deck has 220 lbs. load capacity.

TW3820	20"W X 38"L X 36"H	550 LBS. CAPACITY
--------	--------------------	-------------------

Poly Dump Wagon

Durable, rust-free poly bed with heavy duty steel frame hauls up to 550 lbs. Lift handle for easy unloading. 10" pneumatic tires move with ease over any surface. Padded steel tube handle provides a comfortable grip. Black powder coat steel frame, red poly bed.

PW3720R	22½"W X 46½"L X 24¾"H	66 LBS. CAPACITY	RED
---------	-----------------------	------------------	-----

Yard/Garden Cart

Cart is perfect for all your outdoor projects. Cart can move huge loads of leaves, tree clippings, and yard debris smoothly and efficiently. The 6.5 cu. ft. bin holds up to 300 lbs. with ease and features a tough wooden bed with high panel sides to keep everything safe inside. Silver finish tubular steel handles. 20 in. pneumatic wheels can handle any terrain. Galvanized steel edging. Bed size: 41 in. D x 23 in. W x 12 in. H.

GC5332	31½"W X 52½"D X 21¼"H	WOOD AND METAL
--------	-----------------------	----------------

Galvanized Steel Edging Garden Cart

Cart is perfect for all your outdoor projects. Cart can move huge loads of leaves, tree clippings, and yard debris smoothly and efficiently. The 13.6 cu. ft. bin holds up to 400 lbs. with ease and features a tough wooden bed with high panel sides to keep everything safe inside. Silver finish tubular steel handles. 26 in. pneumatic wheels can handle any terrain. Galvanized steel edging. Bed size: 47.5 in. D x 31 in. W x 16 in. H.

GC6742	41½"W X 67¼"D X 30¼"H	WOOD AND METAL
--------	-----------------------	----------------



All products on this page are F.O.B. Illinois only.



Wall Safe

Double reinforced heavy gauge steel door. Designed with a recessed dead bolt combination lock for flush-to-the-wall mounting and easier concealment. Nearly 500 cubic in. of storage space. Opening measures 12¼"W x 6"H. Face plate dimensions of 16⅝"W x 11"H.

3100	WALL SAFE	PUTTY (-6)	14⅝"W X 3¾"D X 9"H
------	-----------	------------	--------------------

Economy Wall Safe

The Economy Wall Safe is for the cost-conscious consumer. Nearly 500 cubic in. of storage space. Opening measures 12¼"W x 6"H. Face plate dimensions of 16⅝"W x 11"H. Secure vending lock and 2 keys.

3105	ECONOMY WALL SAFE	PUTTY (-6)	14⅝"W X 3¾"D X 9"H
------	-------------------	------------	--------------------



Touch Screen Safe

Solid steel construction, plus dual live bolts made of heavy gauge steel. Large 3.75" LCD touch screen displays time, date, keypad and low battery indicator. Mode altering display changes from orange in standby mode to bright blue in the open position. Equipped with emergency key-lock in case of battery failure, two keys included. Pry-resistant recessed door with internal finger for anti-theft protection. Anchor holes in back for wall or floor mounting. Powder coat finish in platinum.

3215-32		13.7"W X 9.8"D X 9.8"H
---------	--	------------------------



Portable Handgun Safe

Solid steel construction designed to secure wallet, credit card, cell phone, handgun for concealed-weapon permit holders, and other valuable items. Slim-line designed steel case slips into a briefcase, desk drawer, under a car seat or in your luggage for added security. Locks for security, two keys included.

3209-4		6.4"W X 9.5"D X 1.7"H
--------	--	-----------------------

Drawer Safe

These Electronic Drawer Safes can easily be placed in a drawer or mounted to a wall. The doors of these convenient safes are heavy-duty 11 gauge steel construction and the bodies are heavy-duty 14 gauge steel construction. Electronic keypad access code makes these Electronic Drawer Safes extremely secure. Grey carpet with pressure sensitive adhesive lines the inside. Faceplate removes to reveal a backup key lock in case of battery failure; two keys included. Mounting hardware included. Four AA batteries included.

3211	PLATINUM (-32)	12.2"W X 4.3"D X 7.8"H
------	----------------	------------------------

Electronic Drawer Safe

Solid steel construction plus dual live bolts made of heavy gauge steel. Equipped with mechanical lock for emergent opening of the safe. Ideal for use in drawers, or can be mounted to wall or floor using anchor holes. Electronic locking system offers high security and easy operational performance. Powder coat finish in black.

3210-4	12.2"W X 4.3"D X 7.8"H
--------	------------------------

Digital Lock Drug Dispensary

Step aside standard medicine cabinet, here is the future of safely storing controlled substances. This cabinet is designed to securely and safely hold various medicines and drugs. Heavy duty steel and electronic keypad lock makes this product ideal for protecting your medication or products from young ones or wandering hands. Comes with adjustable shelves so you can arrange it just the way you want! Programmable digital lock with override feature, it also comes with two keys for manual locking and unlocking. Mounting hardware included. The doors of these convenient safes are heavy-duty 11 gauge steel construction and the bodies are heavy-duty 14 gauge steel construction.

3222	PLATINUM (-32)	20"W X 6"D X 20"H
------	----------------	-------------------

48 Capacity Key Cabinet

The Key Safe is a unique battery operated key security system that can be mounted to the wall. Programmable electronic keypad allows for limited access. Key tags included. Faceplate removes to reveal a backup key lock in case of battery failure, two keys included. The door is heavy-duty 11 gauge steel construction and the body is heavy-duty 14 gauge steel construction. Mounting hardware included. Four AA batteries included. 1 combination code.

3221	PLATINUM (-32)	11¾"W X 4"D X 17¼"H
------	----------------	---------------------

Electronic Safe

Solid steel construction plus dual live bolts made of heavy gauge steel. Electronic locking system offers high security and easy operational performance. Two sets of codes: Master and user. Face plate removes to reveal a backup key lock in case of battery failure. Anchor holes for wall and floor mounting. Powder coat finish in black.

3212-4	12.2"W X 7.8"D X 7.8"H
3213-4	13.7"W X 9.8"D X 9.8"H
3214-4	14.9"W X 11.8"D X 11.8"H

Electronic Safe

Solid steel construction plus heavy duty dual live bolts. Electronic locking system offers high security and easy operational performance. Two sets of codes: Master and user. Face plate removes to reveal a backup key lock (two keys included) for emergency opening. Anchor holes for wall and floor mounting. Powder coat finish in black.

3216-4	13.7"W X 9.8"D X 9.8"H
--------	------------------------



F.O.B. Illinois only.



Key Cabinets

All key cabinets have full piano hinges, easy-access slotted steel key racks with number guides, and numbered key control charts. Secure wafer tumbler locks are all keyed differently so no key fits other units. Steel construction, slotted in back for easy wall mounting. Durable molded plastic key tags have large easy-to-read numbers and metal snap-hooks. Yellow "Key Loaned" tags are also included with every cabinet. Two keys included. For our 200 capacity key cabinets color coded tags make Buddy key cabinets even easier to use. Each section of 100 numbers features a different color for more convenient identification of specific departments, floors, etc.

A.	0130	30 KEY CABINET	GREY (-1), PUTTY (-6)	10"W X 3"D X 12"H
B.	0160	60 KEY CABINET	PUTTY (-6)	10"W X 3"D X 12"H
C.	1100	100 KEY CABINET	PUTTY (-6)	16"W X 3"D X 22"H
D.	1200	200 KEY CABINET	PUTTY (-6)	16"W X 3"D X 22"H



28 Hook Key Cabinet

Perfect for organizing keys on any size or shape key ring. Includes plastic key tags. Slotted for wall mounting. Wafer tumbler lock with two keys included.

E.	0128	PLATINUM (-32)	10"W X 3"D X 12"H
----	------	----------------	-------------------



Hanging File Key Caddy

A unique space saving 50-key rack, designed to fit any standard "Pendaflex" type hanging file system. You can secure 50 keys in just 2 inches. Letter size, the "Key Caddy" flips in and out of your locking file cabinet or desk drawer quickly and easily. Embossed steel construction with putty enamel finish.

F.	1250	PUTTY (-6)	12½"W X 1½"D X 9¼"H
----	------	------------	---------------------

F.O.B. Illinois only.



KEY CABINETS & KEY FILING SYSTEMS

Key Tags

Choose from a complete selection of quality key tags in attractive packaging. Durable molded plastic tags with metal snap-hooks. Available in packs of 15 in assorted colors (0011) or white (0010). Also available in packs of 100 in white (0017). White Fiber Key Tags are available in packs of 15.

A.	0010	15 BLANK PLASTIC KEY TAGS	WHITE	1½"W X 1⅝"H
B.	0011	15 BLANK PLASTIC KEY TAGS	ASSORTED	1½"W X 1⅝"H
C.	0012	24 KEY LOANED TAGS	YELLOW	1½"W X 3⅞"H
D.	0016*	15 WHITE FIBER KEY TAGS	WHITE	1½"W X 1⅝"H
E.	0017	100 BLANK PLASTIC KEY TAGS	WHITE	1½"W X 1⅝"H
F.	0031	PLASTIC KEY TAGS NUMBERS 1-30	WHITE	1½"W X 1⅝"H
G.	0032	PLASTIC KEY TAGS NUMBERS 31-60	WHITE	1½"W X 1⅝"H
H.	0033	PLASTIC KEY TAGS NUMBERS 61-100	WHITE	1½"W X 1⅝"H

* Not pictured.



A & E



B



C



F

G

H

F.O.B. Illinois only.

CASH BOXES, CASH TRAYS AND CHECK FILES



Stamp and Coin Box

Space-saving unit fits in corner of desk drawer. Convenient 1¼"W x ¾"H slot lid. Wafer tumbler lock. Two keys included. No handle on unit.

0505	STAMP AND COIN BOX	GREY (-1)	5½"W X 3¾"D X 3"H
------	--------------------	-----------	-------------------



Coin and Bill Tray, Plastic-10 Compartment

10 compartments; fits any desk drawer and cash boxes 0530.

0533	COIN AND BILL TRAY	BLACK (-4)	15½"W X 9¼"D X 1½"H
------	--------------------	------------	---------------------



Coin and Bill Tray with Lid

10 compartment tray with metal security lid. Includes wafer lock on lid and two keys. No handle on unit.

0544	COIN AND BILL TRAY WITH LID	BLACK (-4)	14¾"W X 11½"D X 2"H
------	-----------------------------	------------	---------------------



Cashier's Check Stub File

Convenient 4" x ¾" slot for insertion of checks or stamps. Wafer tumbler lock. No handle on unit.

0590	CASHIER'S CHECK STUB FILE	GREY (-1)	10¾"W X 4½"D X 3½"H
------	---------------------------	-----------	---------------------



Metal Cash Box with Handle

The comfortable handle on top of the Cash Box makes it easily transportable. 7-compartment money tray removes to reveal storage space. Cash box has a smooth powder-coated finish. Full length, heavy-duty piano hinges. Hasp Lock, 2 keys included.

0513	METAL CASH BOX W/ HANDLE	PLATINUM (-32)	11"W X 7¾"D X 4"H
------	--------------------------	----------------	-------------------

F.O.B. Illinois only.



CASH BOXES

Cash Controller

Keeps money in place with spring-loaded money clips. 5-compartment coin tray automatically lifts with lid for easy access to storage area. Prevent unwanted money visibility as lid stops 90° from resting position. Wafer tumbler lock with 2 keys. Handle located on the lid.

5522	CASH CONTROLLER	PLATINUM (-32)	11 $\frac{3}{8}$ "W X 7 $\frac{1}{2}$ "D X 3 $\frac{3}{8}$ "H
------	-----------------	----------------	---



Jumbo Cash Box

Keep larger denomination bills and checks out of sight. Extra deep cash box features a standard size 7-compartment tray which can slide back and forth to expose storage area below. Includes a hasp lock for padlock.

0518	JUMBO CASH BOX	GREY (-1)	10"W X 9 $\frac{3}{4}$ "D X 4"H
------	----------------	-----------	---------------------------------



Heavy Duty Strong Boxes

Equipped with a special pin tumbler vending lock mechanism. Box features full piano hinges. Handle located on the top of the unit. #0526: Without tray, wafer tumbler lock on lid.

0526	HEAVY DUTY STRONG BOX W/O TRAY	GREY (-1)	10"W X 8 $\frac{1}{2}$ "D X 4 $\frac{5}{8}$ "H
------	--------------------------------	-----------	--



Jumbo Cash Box

Keep larger denomination bills and checks out of sight. Extra deep cash box features a standard size 10-compartment tray which can slide back and forth to expose storage area below. Handle located on the sides of the unit.

0530	JUMBO CASH BOX	GREY (-1)	15 $\frac{1}{4}$ "W X 10 $\frac{1}{2}$ "D X 6"H
------	----------------	-----------	---



Paymaster Box

Convenient 2 $\frac{1}{4}$ " H unit designed to fit into a desk drawer. 10-compartment coin and bill tray. Double catch lock. Handles located on the sides of the unit.

0531	PAYMASTER BOX	GREY (-1)	15 $\frac{1}{4}$ "W X 10 $\frac{1}{2}$ "D X 2 $\frac{1}{4}$ "H
------	---------------	-----------	--



F.O.B. Illinois only.

INTER-OFFICE MAILBOXES



Inter-Office Mailboxes

Use as a mail collection box for all out-going office mail. Deters unauthorized access to company mail and posting machine. Boxes can also be used to keep private inter-office correspondence confidential. Unit mounts securely to any wall or door (mounting screws not included). Wafer-tumbler lock; two keys included. Full piano hinged door. 5625: Drop slot measures 10"W x 3/16"D. 5626: Drop slot measures 10 1/2"W x 3/4"D.

A.	5625	INTER-OFFICE MAILBOX, SMALL	PLATINUM (-32)	12"W X 3"D X 10"H
B.	5626	INTER-OFFICE MAILBOX, LARGE	PLATINUM (-32)	18"W X 7"D X 18"H

COLLECTION BOXES (Use for Collection, Donations and Suggestions!)



Steel Suggestion Box

Perfect for securing employee communications and/or customer comments. Tumbler lock with two keys. Comes with a pack of 50 yellow suggestion cards (also sold separately, #5621) and a chain pen. Pen can be placed anywhere on the box for convenience. Sits on table or mounts to wall. Hardware not included. Made from "textured" steel to resist scratching. Drop slot for keys. Suggestion label included. Pocket dimensions are 4 1/8" x 1/2" x 4 5/8". Slot dimensions are 6" x 3/4" x 1/4".

C.	5620	STEEL SUGGESTION BOX	PLATINUM (-32)	8 1/2"W X 8"D X 9 3/4"H
----	------	----------------------	----------------	-------------------------

Wood Suggestion Box

Perfect for securing employee communications and/or customer comments. Tumbler lock with two keys. Comes with a pack of 50 yellow suggestion cards (also sold separately, #5621) and a chain pen. Pen can be placed anywhere on the box for convenience. Sits on table or mounts to wall. Hardware included. Drop slot for keys. Suggestion label included. Pocket dimensions are 4 5/8" x 1/2" x 5". Slot dimensions are 6 7/8" x 3/4". #5621: Yellow suggestion cards come in a pack of 50 for the wood and steel suggestion boxes.

D.	5622	WOOD SUGGESTION BOX	MEDIUM OAK (-11)	7 1/2"W X 7 1/4"D X 10"H
----	------	---------------------	------------------	--------------------------

Suggestion Cards, 50 pk

E.	5621	SUGGESTION CARDS, 50 PK	YELLOW	4"W X 6"H
----	------	-------------------------	--------	-----------

Steel Suggestion Box with Storage

Mounts to wall or have on desktop. Top can be used as a writing surface. Storage of paper, forms below locked compartment. Oversized locked compartment for suggestions and forms. Steel construction with grey powder coat finish. Includes mounting hardware.

F.	8011	STEEL SUGGESTION BOX	GREY (-1)	12 1/2"W X 10"D X 11"H
----	------	----------------------	-----------	------------------------

Small Acrylic Collection Box

Plexiglass panel allows messages to be displayed. Sturdy lock with two keys.

G.	SASB	SMALL ACRYLIC COLLECTION BOX	CLEAR (-0)	6.3"W X 4.7"D X 11"H
----	------	------------------------------	------------	----------------------

Large Acrylic Collection Box

Plexiglass panel allows messages to be displayed. Sturdy lock with two keys.

H.	LASB	LARGE ACRYLIC COLLECTION BOX	CLEAR (-0)	7.9"W X 6.3"D X 12.6"H
----	------	------------------------------	------------	------------------------

F.O.B. Illinois only.

Classic™ Horizontal Tier Tray Desktop Organizers

Horizontal desk trays feature radius cutout shelves for easy access to papers and files. Durable, heavy-duty base for stability. Available in multiple shelf configurations, letter size (#0403-#0407) and legal size (#0414-#0416). Single unit desk trays stack horizontally on unique stacking slots for a “one-piece” look. Solid side panels ensure stability.

A.	0404•	LETTER SIZE 4 TIER TRAY	BLACK (-4)	12"W X 9½"D X 9⅞"H
B.	0405•	LETTER SIZE 5 TIER TRAY	BLACK (-4)	12"W X 9½"D X 12"H
C.	0406•	LETTER SIZE 6 TIER TRAY	BLACK (-4)	12"W X 9½"D X 14⅜"H
D.	0407	LETTER SIZE 7 TIER TRAY	BLACK (-4)	12"W X 9½"D X 16"H
E.	0408	NO POST STACKING TRAY	BLACK (-4)	12"W X 9"D X 2¾"H
F.	0414•	LEGAL SIZE 4 TIER TRAY	BLACK (-4)	15"W X 9½"D X 9⅞"H
G.	0416•	LEGAL SIZE 6 TIER TRAY	BLACK (-4)	15"W X 9½"D X 14⅜"H



Classic™ Vertical Separators

Great for folders, papers, binders and books, vertical separators feature radius cut-outs for easy access and visibility. The #550 has a 3" center compartment for larger binders and bulky reports, remaining compartments are 2" wide. All other separators have 2" compartments.

H.	0550	5 POCKET	BLACK (-4)	11"W X 10¾"D X 7¼"H
I.	0560•	6 POCKET	BLACK (-4)	11¾"W X 10¾"D X 7¼"H
J.	0580	8 POCKET	BLACK (-4)	15¾"W X 10¾"D X 7¼"H




Classic™ 8 Section Wire Organizer



Hold folders and files, binders and reports - sections adjust in 1" increments to fit your individual needs! More sections can be made by using extra dividers, available in packs of 3 (Item No. 0709).

K.	0710	WIRE ORGANIZER	BLACK (-4)	18½"W X 8"D X 7¼"H
L.	0709	EXTRA DIVIDERS	GALVANIZED STEEL (-0)	10¼"W X 1"D X 7½"H



Classic™ Steel Desk Organizer

Four compartment steel desktop organizer. One compartment holds pens, pencils, scissors etc. Three additional compartments to hold mail, messages, memo pads and business cards.

M.	0500-4	4 COMPARTMENT	BLACK (-4)	6⅝"W X 3½"D X 5"H
-----------	--------	---------------	------------	-------------------



Locking Business/Personal File Organizer

Keep receipts and papers neatly organized and filed in this attractive file. Handy built-in side rails for letter size hanging file folders. Sturdy carrying handle and wafer-tumbler lock with two keys. Constructed of embossed textured steel. 0604: Guides are not included.

N.	0604	FILE W/O GUIDES	BLACK (-4)	13½"W X 10"D X 10⅞"H
-----------	------	-----------------	------------	----------------------

• Not pictured.

F.O.B. Illinois only.

BOOK ORGANIZERS & SPACESAVERS



Adjustable Book Rack

Great for large reference materials such as a dictionary, thesaurus and phone books. Features 5 removable steel dividers to hold materials securely.

0570	ADJUSTABLE BOOK RACK	BLACK (-4)	15"W X 9¼"D X 9¼"H
------	----------------------	------------	--------------------



Metal Space Saver

Steel construction with high impact plastic end caps. Includes pencil cup and CD storage. Plastic dividers included. Has bountiful room for binder storage. End panels pop out and can be easily covered with a solid color or patterned fabric to match your office space! Weight capacity is 15-20 lbs. Assembly required.

1118	30" METAL	BLACK (-4)	30"W X 12½"D X 18½"H
------	-----------	------------	----------------------

LARGE STEEL ORGANIZERS



Adjustable Shelf Sorting Rack

Designed for versatility, shelves adjust in 1" increments. Perfect for any size literature, binders, or files. Built-in recesses on top for stable stacking of multiple units. Extra shelves are available in packs of 6.

A.

1112	12 COMPARTMENT	TAN (-2), BLACK (-4), PLATINUM (-32)	32½"W X 11½"D X 10¼"H
1114	EXTRA SHELVES - ADD EXTRA SHELVES FOR THE ADJUSTABLE SHELF SORTING RACK STYLES 1112.	TAN (-2), BLACK (-4), PLATINUM (-32)	10⅞"W X 11⅞"D



B.

FILE CARD STORAGE BOXES



Card File Boxes

Organize index cards and business cards with these durable, embossed steel card files. A variety of styles and sizes to choose from. Featuring full piano hinge lids, each card file holds 100 cards per inch. A-Z guides not included.

0446	CARD FILE, HINGED COVER, 4 X 6	BLACK (-4)	6½"W X 4"D X 4¾"H
0558	CARD FILE, HINGED COVER, 5 X 8	BLACK (-4)	8½"W X 5"D X 5¾"H



Card File Drawers

Beautiful desktop card files keep necessary information at your fingertips. All units feature label holder handles for 2-1/4" x 1-1/4" labels. No-mar rubber feet are also included. Available in single, double or triple drawer design, each drawer is a full 14-3/4" deep, holds 100 cards per inch. Designed for easy stacking. Includes follow blocks and bail stops to prevent drawers from falling out.

1335	SINGLE CARD FILE, 3 X 5	GREY (-1),	6½"W X 16"D X 5⅞"H
------	-------------------------	------------	--------------------

F.O.B. Illinois only.



TRIO™ DESK ORGANIZERS

TRIO Desktop Organizers

Introducing Buddy Products TRIO line! Eco-friendly materials combined with a classic cut style. This modern desk combo is perfect for ANY décor. The TRIO Line is a combination of three durable, strong materials: steel, wire and plastic! All recyclable, made from 30% post consumer materials. Simple to assemble and comes in two great colors Charcoal (-42) and Black (-4). All our TRIO products have a Lifetime Warranty. Who knew being environmentally conscious could be so cool!


A.	7602	COMBO	BLACK (-4), CHARCOAL (-42)	16¼"W X 11"D X 8¼"H
B.	7605	HORIZONTAL	BLACK (-4), CHARCOAL (-42)	12"W X 8½"D X 11¼"H
C.	7650	VERTICAL	BLACK (-4), CHARCOAL (-42)	11½"W X 10½"D X 8¾"H



A



B



C

MIRAGE™ DESK ORGANIZERS

MIRAGE™ Vertical Separators

Attractive desktop unit keeps paperwork neat and organized right at your fingertips. Spacious 2" wide pockets are perfect for organizing file folders, binders, literature, reference books and more.

4550	5 POCKET VERTICAL SEPARATOR	BLACK (-4)	10"W X 10"D X 6¾"H
4580•	8 POCKET VERTICAL SEPARATOR	BLACK (-4)	16"W X 10"D X 6¾"H



Posting Tubs

Heavy duty bins provide temporary storage for papers waiting to be filed. Handles allow for easy transport from desk to file storage area. Dimpled bottom keeps file folders from slipping down into bin. Available in letter size (0714) or legal (0715).

0714	LETTER SIZE TUB	BLACK (-4)	12½"W X 13"D X 7½"H
------	-----------------	------------	---------------------



MIRAGE™ 7 Pocket Wall Rack

Prevent unnecessary desktop clutter with the 7 Pocket Wall Rack. Store letter or legal size folders and papers in ½" deep, open-ended pockets. Great for stationery and letterhead. Slotted for easy wall mounting. Pockets measure 9½"W x ½"D x 9"H. Lifetime warranty included.

4810	7 POCKET WALL RACK	BLACK (-4), PLATINUM (-32)	9½"W X 2"D X 21½"H
------	--------------------	----------------------------	--------------------



F.O.B. Illinois only.

• Not pictured.

WIRE MESH DESK ACCESSORIES



4 Tier Horizontal Letter Tray

Well constructed, lightweight. Modern design 2" between trays. Trays slide back and forth for easy handling of documents.


E.	ZD018	HORIZONTAL LETTER TRAY	BLACK (-4)	12 ⁵ / ₁₆ "W X 11 ⁵ / ₁₆ "D X 13 ¹³ / ₁₆ "H
-----------	-------	------------------------	------------	---



Wire Mesh Magazine Holder

Modern & space saving. Holds large catalogs & magazines upright and visible.

F.	ZD019	MAGAZINE HOLDER	BLACK (-4)	10"W X 2 ¹³ / ₁₆ "D X 12 ⁵ / ₈ "H
-----------	-------	-----------------	------------	---



Wire Desk Organizer

5 compartment organizer. Modern & space saving.

G.	ZD020	DESK ORGANIZER	BLACK (-4)	8 ¹ / ₁₆ "W X 4 ¹⁵ / ₁₆ "D X 4 ¹ / ₂ "H
-----------	-------	----------------	------------	---

Wire Mesh Business Card Holder

Open design will accommodate a range of card sizes.

H.	ZD021	BUSINESS CARD HOLDER	BLACK (-4)	3 ¹⁵ / ₁₆ "W X 3 ³ / ₁₆ "D X 1 ⁵ / ₈ "H
-----------	-------	----------------------	------------	---

Wire Mesh Round Clip Holder

Accommodates clips, push pins, and rubber bands.

I.	ZD022	ROUND CLIP HOLDER	BLACK (-4)	3 ¹ / ₂ "W X 3 ⁵ / ₁₆ "D X 1 ¹ / ₂ "H
-----------	-------	-------------------	------------	---

Wire Mesh Wastebasket

Modern, durable sturdy steel.

J.	ZD023	WASTEBASKET	BLACK (-4)	10 ¹ / ₂ "W X 10 ¹ / ₂ "D X 11"H
-----------	-------	-------------	------------	--

Wire Mesh Pencil Cup

Modern and roomy for all your writing tools. Can be used to store rubber bands and even paper clips.

K.	ZD024	PENCIL CUP	BLACK (-4)	3 ¹ / ₂ "W X 3 ¹ / ₂ "D X 4"H
-----------	-------	------------	------------	---

Wire Mesh Letter Holder

4 compartment letter, envelope, or document holder. Space saving and great for notepads.

L.	ZD025	LETTER HOLDER	BLACK (-4)	7"W X 3 ¹ / ₄ "D X 5 ¹ / ₄ "H
-----------	-------	---------------	------------	---

Wire Mesh Stacking Document Tray

Well constructed modern lightweight stackable tray. Plenty of space to handle documents.

M.	ZD017	DOCUMENT TRAY	BLACK (-4)	14 ¹ / ₂ "W X 9 ³ / ₄ "D X 3"H
-----------	-------	---------------	------------	--



F.O.B. Illinois only.



TIME & DATA RACKS

Adjustable Pocket Time Card & Job Ticket Racks

Removable wire dividers allow the user to adjust card capacity as needed. #0801 adjusts from 11 pockets to 22 pockets; #0803 adjusts from 17 pockets to 51; #0805 adjusts from 24 pockets to 72. Adjustable pocket widths are shown below.

A.	0801	JOB TICKET RACK, ADJ. POCKETS	GREY (-1)	13½"W X 13½"D X 30"H
B.	0803♦	TIME CARD RACK, ADJ. POCKETS	GREY (-1)	13½"W X 13½"D X 30"H
C.	0805	JUMBO TIME CARD RACK, ADJ. POCKETS	GREY (-1)	13½"W X 13½"D X 40¾"H



25 Pocket Time Card Racks

Single units with 25 pockets. Available in two pocket heights to accommodate various size time cards. Single racks are just the right size for the small office, department, or workshop. Built-in label holder. #0800 has 7"H pockets while the #0824 has 6"H pockets.

D.	0800	7" HIGH 25 POCKET CARD RACK	GREY (-1)	5"W X 2"D X 30⅞"H
E.	0824♦	6" HIGH 25 POCKET CARD RACK	GREY (-1)	5"W X 2"D X 30⅞"H



40 Pocket Badge Card Racks

Accommodating the latest time card technology, single pocket, wall mountable racks are designed to hold badge cards vertically (#0836) or horizontally (#0839). #0836 Pocket dimensions 2¼"W x ⅙"D x 2⅝"H. #0839 Pocket dimensions 3½"W x ⅙"D x 1½"H.

F.	0836	VERTICAL 40 POCKET BADGE RACK	PLATINUM(-32)	2⅜"W X 1"D X 18⅝"H
G.	0839	HORIZONTAL 40 POCKET BADGE RACK	PLATINUM(-32)	4"W X ¾"D X 18½"H

♦ Not pictured.

Pocket Dimension Guide

A Overall Pocket Height	D Card Exposure
B Pocket Width	E Card Area Hidden
C Pocket Depth (front to back)	F Label Holder Widths

* Adjustable pocket widths

	A	B	C	D	E	F
	OVERALL POCKET HEIGHT	POCKET WIDTH	POCKET DEPTH	CARD AREA EXPOSED	CARD AREA HIDDEN	LABEL HOLDER WIDTH
0800	7"	4⅝"	¼"	1"	6"	2⅝"
0801	7⅞"	6¼" – 12¾" *	⅝"	2⅞"	5¾"	2⅝"
0803	6¼"	4⅞" – 6¼" – 12¾" *	½"	1½"	4¾"	2⅝"
0805	6¼"	4⅞" – 6⅝" – 12¾" *	⅝"	1⅝"	4⅞"	2⅝"
0824	6"	4⅝"	¼"	1"	5"	2⅝"

F.O.B. Illinois only.

ECLIPSE STEEL LITERATURE DISPLAY RACKS



Eclipse Curved Steel Literature Racks

The Eclipse line of space-saving wall racks features attractive curved pockets so magazines and forms hold their shape and stay upright. Eclipse racks are modular to allow for the combination of units to create a custom display. Slotted for easy mounting. Available in 5, 11, and 23 pocket models. Pockets measure 9 $\frac{1}{8}$ "W x $\frac{3}{4}$ "D x 10 $\frac{5}{8}$ "H. Can also be converted into freestanding floor display units with additional Base Unit #0817. Curved pockets.

A.	0861	5 POCKET	BLACK (-4), PLATINUM (-32)	9 $\frac{1}{4}$ "W X 4 $\frac{1}{2}$ "D X 20 $\frac{3}{8}$ "H
B.	0862	11 POCKET	BLACK (-4), PLATINUM (-32)	9 $\frac{1}{4}$ "W X 4 $\frac{1}{2}$ "D X 36 $\frac{3}{8}$ "H
C.	0863	23 POCKET	BLACK (-4), PLATINUM (-32)	9 $\frac{1}{4}$ "W X 4 $\frac{1}{2}$ "D X 66 $\frac{3}{8}$ "H



USES 0817 BASE FOR
FREE STANDING USE

STEEL LITERATURE DISPLAY RACKS



Steel Literature Display Racks

0811, 0812 & 0813: Space-saving wall racks feature a unique modular design that allows for the combination of units to create a custom display. Slotted for easy wall mounting. Pocket measures: 9 $\frac{1}{8}$ " x $\frac{3}{4}$ " x 10 $\frac{5}{8}$ ". Includes top cover. Available in three styles: 5 pocket (#0811), 11 pocket (#0812), and 23 pocket (#0813) models. 0817: Save wall space by converting single unit wall racks into free-standing floor displays using Base for single unit. Straight pockets.

D.	0811	5 POCKET	BLACK (-4), PLATINUM (-32)	9 $\frac{1}{4}$ "W X 4"D X 20 $\frac{3}{8}$ "H
E.	0812	11 POCKET	BLACK (-4), PLATINUM (-32)	9 $\frac{1}{4}$ "W X 4"D X 36 $\frac{3}{8}$ "H
F.	0813	23 POCKET	BLACK (-4), PLATINUM (-32)	9 $\frac{1}{4}$ "W X 4"D X 65 $\frac{1}{2}$ "H
G.	0817	BASE	BLACK (-4), PLATINUM (-32)	10"W X 12 $\frac{1}{8}$ "D X 4 $\frac{7}{8}$ "H



F.O.B. Illinois only.

Solid Oak Literature Display Racks

These solid oak literature racks add style and elegance to any lobby, reception area or waiting room. Pockets are graciously sized to display magazines, catalogs, brochures, even newspapers, and the scoop design allows for maximum visibility, as well as easy access. Solid oak sides with veneer back and front. Pockets measure 9½" x ¾" x 11". Hardware Included.

0611	5 POCKET	MED. OAK (-11), MAHOGANY (-16)	11"W X 3¼"D X 24"H
0612	12 POCKET	BLACK (-4), MAHOGANY (-16)	11"W X 3¼"D X 48"H



Solid Oak Base for Literature Racks

Conserve wall space! Turn solid oak wall racks into free-standing floor racks using the single base.

0617	SINGLE BASE	BLACK (-4), MED. OAK (-11), MAHOGANY (-16), MED. CHERRY (-17)	14"W X ¾"D X 5¾"H
------	-------------	---	-------------------

Lobby Sign Holder

Attractive lobby sign holder includes heavy duty steel literature pocket, which is removable, with easy insert mounting holes. Crystal Acrylic Sign Holder opens for easy insertion of literature up to 11"W x 14½"H. Optional "Take One" label included. Can accommodate additional products from Buddy, including suggestion boxes, interoffice mailbox, or optional add-on pocket #6322. Available for literature to be displayed on both sides. Powder coated steel. Available in Silver (-3), Black (-4).

6323	LOBBY SIGN HOLDER	SILVER (-3), BLACK (-4)	12"W X 12"D X 48"H
------	-------------------	----------------------------	--------------------



PICTURED WITH SUGGESTION BOX #5620



PICTURED WITH SUGGESTION BOX #5622



PICTURED WITH OFFICE MAILBOX #5625



F.O.B. Illinois only.

STEEL DATA RACKS



16 Pocket Data Rack

Maximize your office space. 16-pocket wall mounted Metal Literature Rack features pocket cutouts for easy access and viewing of literature or files. Baked on enamel textured steel finish ensures durability. Pocket dimensions: 12 $\frac{5}{8}$ " x 3 $\frac{3}{4}$ " x 6 $\frac{3}{4}$ ".

A.	0802	16 POCKET DATA RACK	PLATINUM (-32)	13 $\frac{3}{16}$ "W X 2 $\frac{1}{8}$ "D X 45 $\frac{5}{8}$ "H
----	------	---------------------	----------------	---

Data Racks

#0806: Oversized pockets are enclosed to prevent materials from falling out. Specially designed for file folders, data reports, and more. Pocket dimensions: 12 $\frac{5}{8}$ " x 3 $\frac{3}{4}$ " x 6 $\frac{3}{4}$ ". #0810: Open-ended pockets accommodate letter or legal size materials.

B.	0806	9 POCKET DATA RACK	PUTTY (-6), PLATINUM (-32)	13 $\frac{1}{2}$ "W X 2"D X 40"H
C.	0810	7 POCKET DATA RACK	PUTTY (-6), PLATINUM (-32)	13 $\frac{3}{8}$ "W X 2"D X 21 $\frac{5}{8}$ "H

STEEL ORGANIZER RACK



Task File Organizer Rack

Four pockets with radius cut-outs hold file folders, forms, reports, and more. The top of the organizer has divided sections to hold office essentials - stapler, staple remover, paper clips, correction fluid, and more.

E.	0841	TASK FILE RACK	BLACK (-4), PLATINUM (-32)	13 $\frac{1}{2}$ "W X 2"D X 19 $\frac{3}{4}$ "H
----	------	----------------	----------------------------	---

Adjustable Hanger Brackets (set of 2)

Perfectly designed to convert any wall mountable rack or file into a hanging unit (except the 5201 & 5202). Hang over partitions, doors, or panels. Adjustable hanger width to fit panels 1 $\frac{1}{8}$ " - 3 $\frac{3}{4}$ "W. Adjustable hanging height at 1 $\frac{1}{2}$ " intervals. Vinyl coated steel.

F.	0809	HANGER BRACKETS	BLACK (-4)	$\frac{1}{2}$ "W X 3 $\frac{3}{4}$ "D X 12"H
----	------	-----------------	------------	--




F.O.B. Illinois only.

Dr. Pocket™ Wall Files

Single unit wall pockets can be expanded as needs change by adding on additional pockets. Hardware included.

A.	5201	LETTER SIZE WALL POCKET	STAINLESS STEEL (-00), BLACK (-4), PLATINUM (-32)	14½"W X 2½"D X 7¼"H
B.	5202+	LEGAL SIZE WALL POCKET	BLACK (-4), PLATINUM (-32)	17½"W X 2½"D X 8¼"H



The HIPAA Friendly Dr. Pocket™

Offers the privacy physicians need to comply with HIPAA regulations in today's medical field. Unit is designed to hide critical information from view. Visible window located in the middle bottom of the pocket serves 2 functions: 1) Quickly identify if files are present and 2) To use finger to push files up for fast removal. Can be easily mounted on the door or wall in any office (hardware included). Available in letter size only. Inside pocket measures 12¾"W x 1"D at bottom, 2½"D at top x 9¾"H.

C.	5204	HIPAA WALL POCKET	BLACK (-4), PLATINUM (-32)	14½"W X 2½"D X 9¾"H
-----------	------	-------------------	----------------------------	---------------------



Triple Wall Pocket

Keep important projects neat and orderly with the single unit triple wall pocket. Mount on the door or wall, or hang over a cubicle. Inside pocket measurements 12¾"W: 1"D at bottom, 2½"D at top, x 9¾"H. Hardware included.

D.	5210	TRIPLE WALL POCKET	BLACK (-4), PLATINUM (-32)	14½"W X 2½"D X 17½"H
-----------	------	--------------------	----------------------------	----------------------



F.O.B. Illinois only.



A



B



C



E



D

Wire Ware™ Curved Brochure Holders

The Wire Ware™ Curved Pocket Wire Brochure Holders offer a unique, modern, and functional design. These versatile holders can be used in almost any setting ranging from a sophisticated office to a kindergarten classroom. Spacious pockets hold multiple pieces of literature while the curved wire prevents it from bending. All units include hanger brackets to place over doors, partitions, etc. Wall mountable. Hardware included.

A.	6311	1 POCKET CURVED BROCHURE HOLDER	BLACK (-4)	4¾"W X 4"D X 7¼"H
B.	6312	3 POCKET CURVED BROCHURE HOLDER	BLACK (-4)	4¾"W X 4"D X 26¼"H
C.	6313	5 POCKET CURVED BROCHURE HOLDER	BLACK (-4)	4¾"W X 4"D X 45½"H

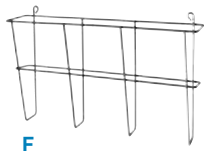
Wire Ware™ Curved Literature Holders

The Wire Ware™ Curved Wire Literature Holders offer a unique, modern, and functional design. These versatile racks can be used in almost any setting ranging from a sophisticated office to a kindergarten classroom. Spacious pockets hold multiple pieces of literature while the curved wire prevents it from bending. All units include hanger brackets to place over doors, partitions, etc. Wall mountable. Hardware included.

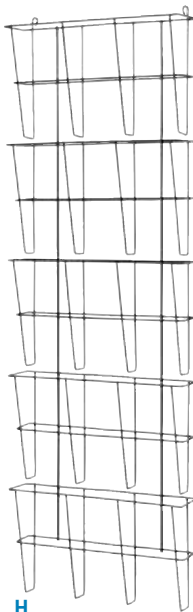
D.	6315	1 POCKET CURVED LITERATURE HOLDER	BLACK (-4)	9½"W X 3½"D X 8¾"H
E.	6316	3 POCKET CURVED LITERATURE HOLDER	BLACK (-4)	9½"W X 3½"D X 32¾"H

Wire Ware™ Literature & Folder Racks

The Wire Ware™ Wire Magazine / Literature Racks with square edging offer a unique, modern, and functional design. These file racks can be used to hold and organize file folders, magazines, literature, computer printouts, etc. These versatile holders can be used in almost any setting ranging from a sophisticated office to a kindergarten classroom. Unit includes hanger brackets to place over doors, partitions, etc. Wall mountable. Hardware included.



F



H

F.	6301	LETTER SIZE LIT. RACK, 1 POCKET	BLACK (-4)	13"W X 3"D X 9½"H
G.	6302*	LEGAL SIZE LIT. RACK, 1 POCKET	BLACK (-4)	16"W X 3"D X 9½"H
H.	6304	LETTER SIZE LIT. RACK, 5 POCKET	BLACK (-4)	13"W X 3"D X 40"H
I.	6305*	LEGAL SIZE LIT. RACK, 5 POCKET	BLACK (-4)	16"W X 3"D X 40"H

* Not pictured.

F.O.B. Illinois only.



CLOTHING CARE

ClothingCare Wood Costumer

Hang multiple coats, umbrellas, and hats on 4 oversized double hooks. Wood Costumer stands 67½”H and 14”W at base. All hooks have rounded ends to protect garments from rips, tears and snags.

9299	WOOD COSTUMER	MEDIUM CHERRY (-17)	14”W X 14”D X 67½”H
------	---------------	---------------------	---------------------



ClothingCare 6 Hook Rack with Plate Frame

Each hand bent, skillfully welded piece is constructed of solid steel and has a baked-on enamel finish for lasting beauty. All hooks have rounded points to protect garments from rips, tears and snags. Graciously sized and spaced. Mounting screws included.

93823	6 HOOK RACK W/ PLATE FRAME	SILVER (-3), BLACK (-4)	36”W X 3⅝”D X 7⅝”H
-------	-------------------------------	-------------------------	--------------------



ClothingCare 2 Hooks On Round Plate Frame

Each hand bent, skillfully welded piece is constructed of solid steel and has a baked-on enamel finish for lasting beauty. All hooks have rounded points to protect garments from rips, tears and snags. Graciously sized and spaced, can hold multiple garments, umbrellas and hangers. Mounting screws included.

93826	2 HOOKS ON ROUND PLATE FRAME	SILVER (-3), BLACK (-4)	7¼”W X 2½”D X 7”H
-------	---------------------------------	-------------------------	-------------------



F.O.B. Illinois only.



Hand Wipe Station

Attractive design for any area, black powder coated steel. Front mount holds one sanitizing hand wipe canister securely in place. Open top design for hands-free drop in convenience. Top lifts off easily in back of unit for easy emptying. Base allows for extra canister storage. Available in Black (-4).

0675	HAND WIPE STATION	BLACK (-4)	12"W X 11¾"D X 41"H
------	-------------------	------------	---------------------



Large Wipe Canister Holder Wall Mount

These Wall Mount Holders can be used in any setting. The unique design allows sanitizing hand wipe canisters to be held securely in place. Hardware included, powder-coated. Available in Silver (-3), Black (-4).

0677	LARGE WIPE CANISTER MOUNT	BLACK (-4), SILVER (-3)	5"W X 5"D X 7¾"H
------	------------------------------	-------------------------	------------------



Digital Hygrometer

Measures temperature and humidity. Includes Centigrade/Fahrenheit switch. Built-in stand. Relative humidity within 25% to 95%.

1546D	DIGITAL HYGROMETER	BLACK	2½"W X 1½"D X 1½"H
-------	--------------------	-------	--------------------

F.O.B. Illinois only.

Sandusky Cabinets, Lee Metal, Buddy Products and Atlantic Metal have been major suppliers of Steel Storage Solutions for over 80 years.

Our recently combined companies provide a more diverse and broader product line focused on the office, commercial, industrial and educational markets. Our three strategically located shipping locations (California, Tennessee and Pennsylvania) deliver the lowest logistics costs and fastest delivery times in the industry while ensuring that your product is handled a minimal number of times in transit.

» We look forward to working with you and the opportunity to supply your storage needs.

LOCATIONS



SANDUSKY LEE WEST

P.O. Box 517
Arvin, CA 93203
Phone: 661.854.5551
1.800.336.0674
FAX: 661.854.2003

SANDUSKY LEE SOUTH

P.O. Box 125
Millington, TN 38083
Phone: 901.872.0188
1.800.264.3453
FAX: 901.873.1239

SANDUSKY LEE NORTH

Sales Support
P.O. Box 1040
Sandusky, OH 44870
Phone: 419.626.5465
1.800.336.0671
FAX: 419.626.3308

SANDUSKY LEE EAST

P.O. Box 6
Littlestown, PA 17340
Phone: 717.359.4111
1.800.233.7076
FAX: 717.359.4414

SANDUSKY BUDDY

Chicago, IL 60609
Phone: 312.733.6400
1.800.886.8688
FAX: 847.288.0261



www.SanduskyLee.com